

# ASIA

- Over the past three decades, international labour mobility has become an increasingly important feature of the Asian economic landscape. The estimated current stock of Asian migrant workers abroad may be around 25 million (Hugo, 2005), including both within and beyond the Asian region.<sup>1</sup> Much of these movements are undocumented and are not included in the available official statistics.
- Asian migration has become an increasingly intra-regional phenomenon. In mid-2000, a quarter of the 25 million international migrants worked in East and Southeast Asia – and their number increases to 7.5 million if unauthorized workers are included (Hugo, 2005).
- From 2000 to 2005, the estimated number of international migrants in South-Central Asia dropped from 15 to 13 million, while it increased in both East Asia (from 5.7 to 6.5 million) and Southeast Asia (from 4.7 to 5.6 million) (UN DESA, 2005).
- Some of the countries/areas that are most affected by international migration are in Asia. For instance, approximately 56 percent of the total population of Macao SAR is foreign-born, while the proportion of foreign-born in Hong Kong SAR and Singapore is nearly 43 per cent. In Brunei, about one-third of the population is foreign-born (Hugo, 2005).
- Countries/areas in Asia can be roughly classified according to their international labour migration situation as “mainly emigration” (Bangladesh, Cambodia, China, India, Indonesia, Laos, Myanmar, Nepal, Pakistan, the Philippines, Sri Lanka, Viet Nam); “mainly immigration” (Brunei, Hong Kong SAR, Japan, Macao SAR, Malaysia, Singapore, Republic of Korea (South Korea), Taiwan Province of China) and “both significant immigration and emigration” (Thailand) (Hugo, 2005). Some countries, such as Cambodia, China, Indonesia, the Philippines and Thailand, are also transit countries.

<sup>1</sup> For the purpose of this Migration Overview, Asia includes: **East Asia** (China (China mainland, Hong Kong Special Administrative Region of China, Macao Special Administrative Region of China – hereafter Hong Kong SAR and Macao SAR, respectively – and Taiwan Province of China), the Democratic People's Republic of Korea (North Korea), Japan, Mongolia and the Republic of Korea (South Korea)); **Southeast Asia** (Brunei, Cambodia, Indonesia, Laos, Malaysia, Myanmar, the Philippines, Singapore, Thailand, Timor-Leste, Viet Nam); and **South-Central Asia** (Afghanistan, Bangladesh, Bhutan, India, Iran, Maldives, Nepal, Pakistan and Sri Lanka). Countries in Western Asia and Central Asia are addressed in the Migration Overviews on the Middle East and Europe, respectively.

## EAST ASIA

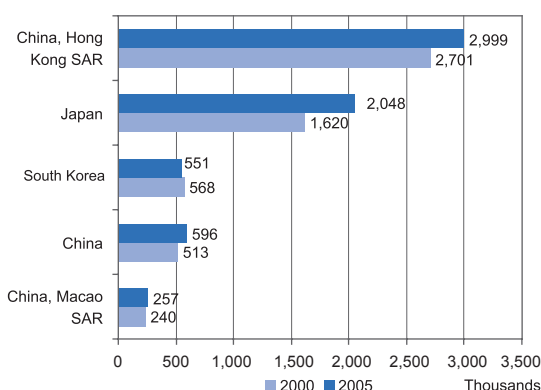
- The two Special Administrative Regions of China, Hong Kong and Macao, have the highest

concentration of international migrants in East Asia (43% and 56% of their total population, respectively). With about three million international migrants, Hong Kong SAR is also the major destination in the sub-region, followed by Japan with two million international migrants (UN DESA, 2005) (see Figure 1).

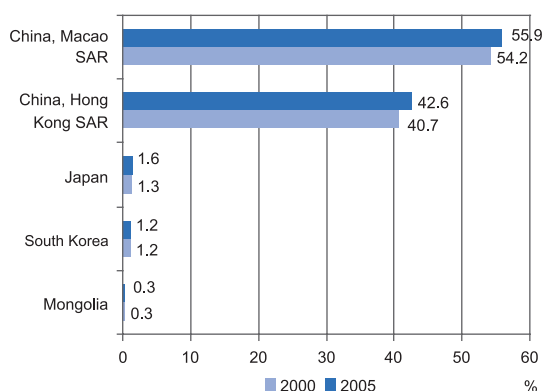
**Figure 1:**

**Stock of migrants in East Asia, by destination, 2000 and 2005**

**Part A: Total number of migrants**



**Part B: As a share of total population**



**Note:** East Asian countries showing negligible values on the scale are not included in this table.

**Source:** UN DESA, 2005.

**Many East Asian countries/areas, together with Thailand and Singapore, show a high dependence on foreign labour**

- The Migrant Labour Dependency Ratio (MLDR)<sup>2</sup> has significantly increased in recent years in all East Asian countries/areas with the exception of Hong Kong SAR, which experienced a decrease from 95 in 1993 to 72 in 2000 but still shows the highest MLDR in the region (Athukorala, 2006).

**Japan receives migrant workers from less-developed Asian countries ...**

- Japan hosts the third largest number of overseas Filipino workers (258,977), after the U.S. (2.7 million) and Saudi Arabia (one million), representing nearly a third of all foreign workers in Japan, totalling 910,000 in 2005 (POEA, 2006).
- In Japan, migrants from China make up almost one-quarter of new arrivals (*Financial Times*, 9 July 2007).

**... and also from Russia**

- The growing presence of Russians in Japan's northern provinces had hardly been researched until recently. Japanese Government statistics put the number of Russians entering Japan at around 37,000 per year, and the number of Russians residing in the country for 90 days or longer at a little over 6,000. Also, several tens of thousands of Russian seafarers and tourists visit Japanese port cities each year on a temporary landing permit while their ships are at anchor (Akaha, 2004).

**China depends on its internal migrant workers ... and domestic remittances**

- Labour migration in China has been characterized by the large outflow of agricultural labourers from

<sup>2</sup> The Migrant Labour Dependency Ratio is defined as the number of migrant workers per 1,000 workers in the labour force.

inland villages to work in the manufacturing and service sectors in the coastal provinces, mostly on a temporary basis. This pattern of domestic and temporary migration has helped to generate a very large inflow of money from migrant workers to their families at home that has contributed to raise the income and welfare of farmers, and to reduce poverty. On average, a migrant worker remits between ¥500-1,000 (EUR 50-100<sup>3</sup>) three to six times a year. In 2006, domestic remittances averaged ¥331 billion<sup>4</sup> (EUR 33 billion). Approximately 75 per cent of the total domestic remittance volume of ¥223 billion in 2004 was captured by formal financial institutions. The remaining 25 per cent were either hand-carried home or sent through other channels (Cheng and Zhong, 2005).

### ***Highly skilled emigration from East Asia is still an issue ...***

- South Korean professionals continue to emigrate, with 4,600 leaving for Canada and 4,200 for the U.S. in 2003. Some 188,000 South Koreans were studying abroad in April 2004 (*Migration News*, 2005), a step that often leads to permanent settlement abroad.
- It is estimated that more than half of the graduating class of Beijing University's engineering students will seek opportunities overseas. Between 1979 and 1998, only about a third of all Chinese students benefiting from government assistance to study abroad returned home. The return rate, at around 10 per cent, is lowest for students going to the United States (from Canada the rate is around 50%) (Asia Pacific Foundation of Canada, 2000).

<sup>3</sup> One China Yuan Renminbi = EUR 0.099 (exchange rate, August 2008).

<sup>4</sup> The above estimate is based on the assumption that 75 per cent of the 126 million migrant workers in China in 2006 sent on average ¥3,500 home per year (Cheng and Zhong, 2005).

### ***... but there are also signs that talent can be encouraged to return home***

- Incentives schemes have been launched to encourage the return of highly skilled diaspora both to Taiwan Province of China and to South Korea.
- In China, the number of returned students jumped from less than 10,000 in 2000 to about 25,000 in 2004. However, returnees, as a percentage of persons going overseas, have not increased, as liberalization of the policy on travelling abroad on the basis of own funds has resulted in a very significant increase in the number of persons going abroad (Zweig, 2006).

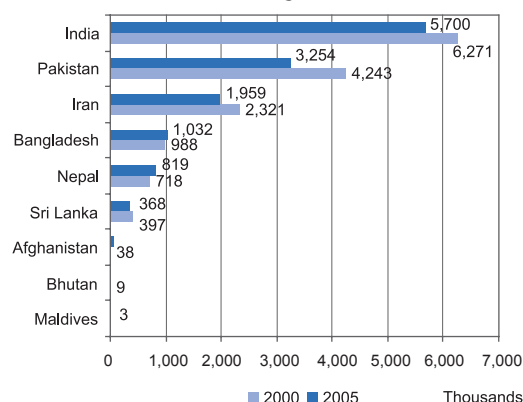
## **SOUTH-CENTRAL ASIA**

- Though India is the main destination country in South-Central Asia, the 5.7 million international migrants living there account for only 0.5 per cent of the total population. At the other extreme, the 818,582 international migrants living in Nepal represent three per cent of the local population, the highest share in this part of the world (UN DESA, 2005) (see Figure 2).

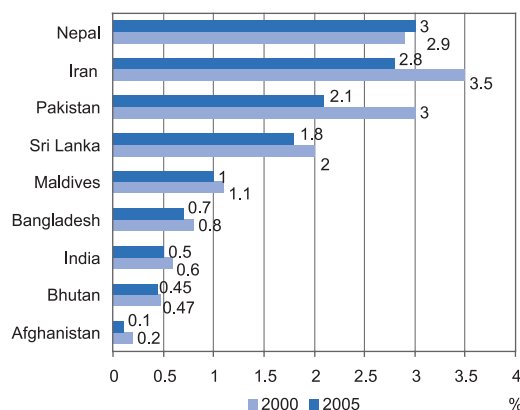
**Figure 2:**

### **Stock of migrants in South-Central Asia, by destination, 2000 and 2005**

Part A: Total number of migrants



## Part B: As a share of total population



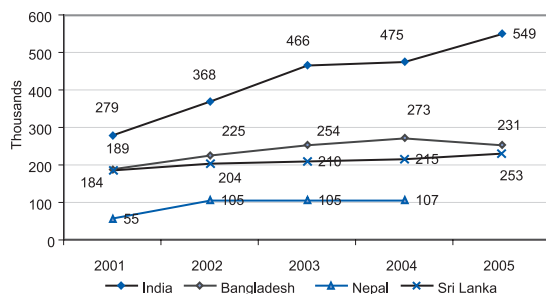
Source: UN DESA, 2005.

### Many South-Central Asian countries are major sources of migrant workers

- Bangladesh, India, Nepal and Sri Lanka are major countries of origin of migrant workers (see Figure 3).
- While India is also a country of destination and transit, its levels of emigration increased in 2005 and accounted for almost eight per cent of total inflows in Australia (compared to 5% for the period 1990-2004), 11 per cent in Canada (8%) and eight per cent in the United States (5%) (OECD, 2007).

Figure 3:

### Labour migration outflows for South-Central Asia, 2001-2005



Note: Figures based on official statistics for the South-Central Asian region and the Nepal Institute of Development Studies (NIDS).

Source: IOM, 2005.

- According to research conducted in 2002 by the Nepal Institute for Development Studies (NIDS) for the United Nations Women's Fund (UNIFEM), approximately 170,000 Nepalese were in East and Southeast Asia,<sup>5</sup> nearly 36,000 in Europe and over 10,000 in North America. However, most Nepali workers abroad were to be found in the Gulf states; over 465,000 Nepalese were working in countries such as Saudi Arabia (42% of all Nepali expatriate workers) and Qatar (11%) (Seddon, 2005).

### These movements continue to comprise mainly low-skilled workers ... and involve women

- The majority of Nepali women migrant workers present outside of India, mainly in the Middle East, East Asia, and Southeast Asia, were concentrated in two destinations – Hong Kong SAR (44%) and Japan (9%) – with 56.5 per cent in East and Southeast Asia. The remainder were employed in the U.K. (12%), the U.S. (9%), Australia (6%), Bahrain (4%) and other countries. Most of them were working in domestic service or in other areas of the services sector (Seddon, 2005).

### South-Central Asia is also characterized by large outflows of students

- Indian students in the U.S. accounted for 13.9 per cent of all foreign students in the period 2003-2004, the largest percentage for the third year in a row, followed by students from China, South Korea, Japan, Canada, and Taiwan Province of China. In 2004-2005, India continued to be the main country of origin for students leaving to study in the U.S., with 80,466 students (Khadria, 2006).

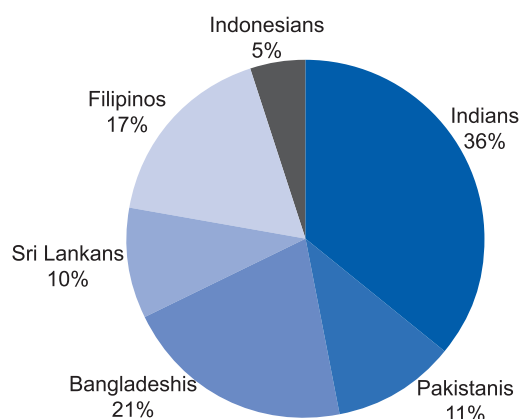
<sup>5</sup> In February 2001, the Malaysian Government officially "opened" its labour market to workers from Nepal. Within six months, over 12,000 migrant workers had left for Malaysia and, a year later, Malaysia was hosting some 85,000 Nepali migrant workers.

*During the last decade, labour migration flows from South-Central Asia have become more diverse: while Asian destinations now receive many more migrants, the Middle East continues to be the most popular destination*

- An estimated 8.7 million temporary contractual workers from different Asian countries live and work in the Middle East (Hugo, 2005) (see Figure 4).

**Figure 4:**

**Estimated stock of Asian origin temporary contractual workers in the Middle East**



Source: Hugo, 2005.

- Bangladesh, India and Pakistan supply workers to realize infrastructure projects in the Gulf states, while Indonesia and Sri Lanka have secured the greatest part of the labour market for domestic workers, which has also spurred the feminization of migration in the Gulf region (Asis, 2005).
- Outflows of Pakistani workers to the Gulf countries fluctuate from year to year. The number of Pakistani workers who moved to Kuwait was 400 in 2001, but reached 12,087 in 2003 and then declined to 6,895 in 2005. Likewise, 18,421 Pakistani workers went to the United Arab Emirates (UAE) in 2001, whereas in 2003 the number was 61,329, then 47,441 in 2005. Around 90 per cent of Pakistani temporary contractual workers to the Gulf

countries are in semi to low-skilled employment categories (IDB, 2006).

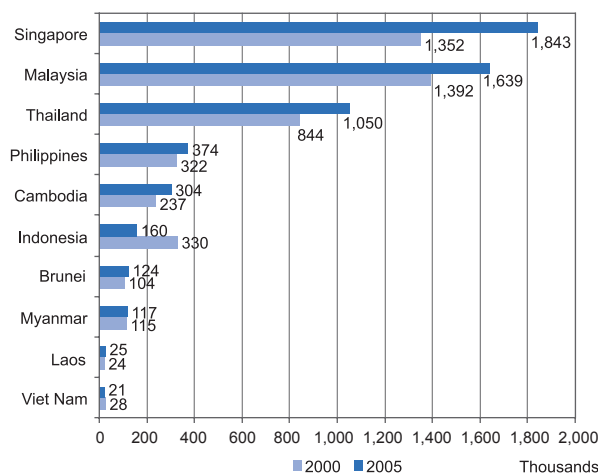
## SOUTHEAST ASIA

- Southeast Asian countries are grouped in the ASEAN<sup>6</sup> regional block and most of their migrant populations originate within this system (Battistella, 2002). In Southeast Asia, Singapore has the highest number of international migrants on its territory (1.8 million), followed by Malaysia with 1.6 million. In terms of concentration, Singapore still leads with nearly 43 migrants per 100 inhabitants, while Malaysia has a much lower migrant share of 6.5 per cent. The country of Brunei Darussalam ranks second in concentration with about 33 migrants per 100 habitants (UN DESA, 2005) (see Figure 3).

**Figure 5:**

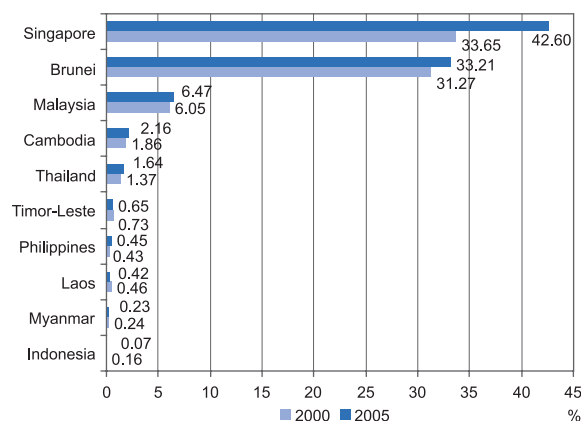
**Stock of migrants in Southeast Asia, by destination, 2000 and 2005**

Part A: Total number of migrants



<sup>6</sup> ASEAN is the Association of Southeast Asian Nations and comprises 10 countries: Brunei, Cambodia, Indonesia, Laos, Malaysia, Myanmar, Philippines, Singapore, Thailand and Viet Nam.

## Part B: As a share of total population



Source: UN DESA, 2005.

**Although Malaysia, Thailand and Singapore show a dependence on foreign labour, ...**

- Singapore's non-resident workforce increased 170 per cent, from 248,000 in 1990 to 670,000 in 2006. About 580,000 foreign workers are lower-skilled workers (Yeoh, 2007).
- The number of regular foreign workers in Malaysia, as per official sources, was reported to be as high as 2.2 million<sup>7</sup> in 2008 or up to 2.5-3 million if irregular migrant workers are included.<sup>8</sup> In 2006, Indonesians made up 65 per cent of all regular migrants, followed by Nepalese (11%) and Indian nationals (7%). About 32 per cent of migrants were employed in manufacturing and the remainder in the services, construction and plantation sectors (EIU, 2006).
- The Economist Intelligence Unit (EIU, 2006) forecast suggests that between 2005 and 2015 Singapore and Thailand (along with Hong Kong SAR and Taiwan Province of China) will face a situation where the growth in labour demand will

exceed growth in the working age population. Thailand's MLDR increased from 5 in 1990 to 15 in 2003 (Athukorala, 2006). These countries/areas are thus expected to face incremental pressure on the demand for labour in connection with continued economic growth. The problem is most acute in Singapore (EIU, 2006).

**... many Southeast Asian countries are major sources of migrant labour**

- A newcomer to labour migration, Viet Nam, has expanded its overseas employment programme, with the result that over 70,000 workers go abroad per annum (Asis, 2005). Some 75,000 migrants went abroad in 2003, when there was a stock of 350,000 Vietnamese migrants abroad, including 75,000 in Malaysia and 40,000 in Taiwan Province of China; other destinations are Japan, South Korea and the Middle East (*Migration News*, 2004).
- The Philippines have the largest stock of migrant workers in foreign countries. Official figures from the Philippine Overseas Employment Administration (POEA, 2006) reveal that, as at the end of 2006, the total stock of overseas Filipinos was 8.2 million distributed as follows: 3.6 million permanent residents, 3.8 million temporary residents and 875,000 irregular migrants.
- Indonesia is a quintessential labour-surplus country. At the end of 2006, an estimated 11 per cent of Indonesian workers (11.6 million) were unemployed, and underemployment stood at over 20 per cent (i.e. 45 million workers) (Hugo, 2007). Official governmental sources in July 2006 reported that two million Indonesians worked abroad, 70 per cent of whom were low-skilled (*Migration News*, 2006).
- On the other hand, the number of Thai nationals officially in employment overseas fell steadily from 202,000 in 1999 to about 150,000 in 2003, owing to increased competition from more populous countries and their large supply of low-wage

<sup>7</sup> Malaysia showed the highest dependency on migrant workers in the region with about 220 migrants per 1,000 workers in 2003, having experienced an increase of 65 per cent since 1994 (Athukorala, 2006).

<sup>8</sup> The discrepancy with the UN DESA estimates provided in Figure 3 and those reported by the Malaysian government is likely to be due to the different reference year of the two sources.

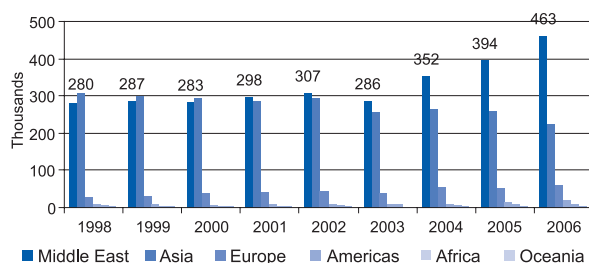
labour, and to stricter labour migration regulations in Thailand and in destination countries (Huguët and Punpuing, 2005).

***These outflows are also directed to non-ASEAN destinations***

- The vast majority of Filipino workers abroad is to be found either in the Middle East or in other Asian countries (see Figure 6).

**Figure 6:**

**Deployment of overseas Filipino workers, by destination, (new employees and returnees, excluding seafarers), 1998-2006**



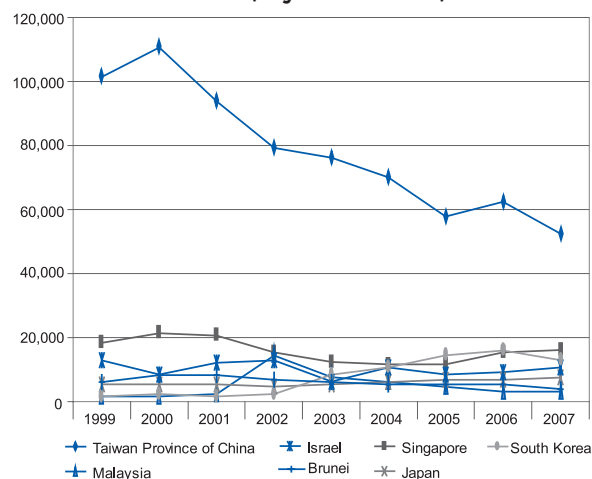
Source: POEA, 2006.

- Out of some 200,000 migrant workers in the Lebanon, about 34,000 were from the Philippines in mid-2006, mostly in domestic service (*Migration News*, 2006).
- Since 2001, the Middle East has again become the leading destination for Indonesian overseas workers, with their number peaking at over 226,000 in 2006 (Hugo, 2007).
- Taiwan Province of China is the major destination for Thais migrating for employment, followed by Singapore. While Israel has been steadily attracting Thai workers during the last decade, South Korea has emerged as a new top destination only during the last five years and is now the third largest destination for Thai temporary migrant workers. Brunei is also becoming another significant destination for Thais and migration of Thais to

non-Asian destinations, such as Europe, is steadily increasing (TOEA, 2007) (see Figure 7).

**Figure 7:**

**Thai workers abroad, by destination, 1995-2007**



Source: TOEA, 2007.

***... but there are signs that talent can be encouraged to return home***

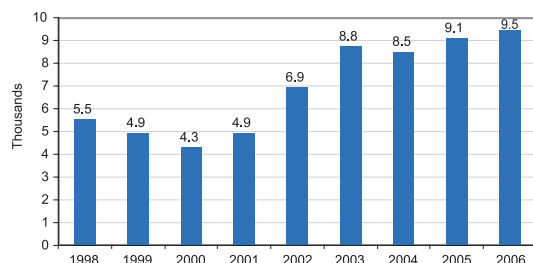
- Malaysia has introduced a programme under which the estimated 10,000 Malaysian professionals abroad can apply to return with the government guaranteeing their previous foreign salary. In 2004, 250 out of 650 applications to return had been accepted (*Migration News*, 2004).

**SOME TOPICAL ISSUES IN MIGRATION MANAGEMENT IN ASIA**

***Increasing numbers of Asian migrants are leaving to work in African countries***

- The number of Filipino nationals working in Africa has steadily increased over the last years (see Figure 8).



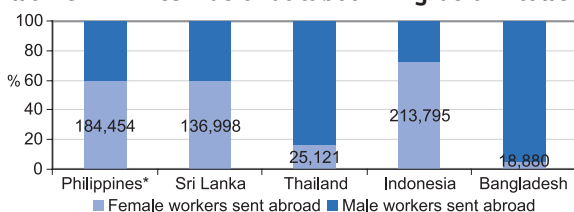
**Figure 8:****Overseas Filipino workers in Africa, (new employees and returnees), 1998-2006**

Source: POEA, 2006.

- China is also rapidly becoming an important country of origin for migrants going to Africa, especially to South Africa where an estimated 100,000 to 200,000 Chinese migrants are working either as regular or irregular entrants (*SAMP Migration News*, January 2006).
- Lesotho is home to about 5,000 Chinese nationals (mainly investors in the textile industry) both from Taiwan Province of China and the mainland, making it the largest foreign community ever to reside there (MPI, 2004).

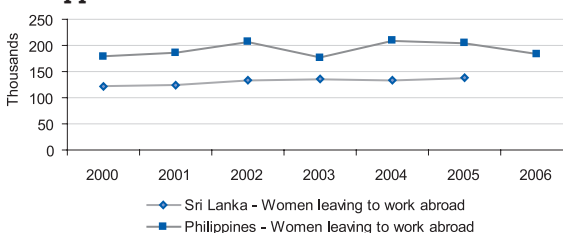
**South-Central and Southeast Asian migration is increasingly feminized**

- With employment opportunities and the number of destinations increasing worldwide, many more women are joining the migrant flows from Asian countries to Europe, the Middle East and North America, and also within the Asian region itself.

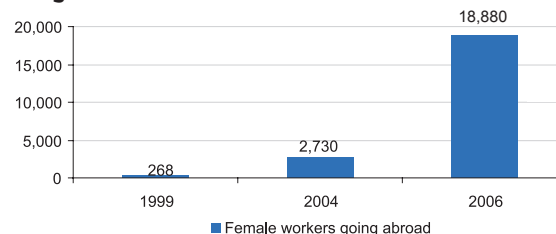
**Figure 9:****Selected Asian countries of origin: proportion of women in international labour migration flows**

Sources: POEA, 2006 (\*only new employees); Sri Lanka Bureau of Foreign Employment 2005; Chalamwong, 2005 for Thailand; Soeprbo, 2004 for Indonesia; Bangladesh Bureau of Manpower, Employment and Training (BMET), 2006.

- Women represent about 60 per cent of all migrants from the Philippines, Sri Lanka and Indonesia (POEA, 2006; Sri Lanka Bureau of Foreign Employment 2005; Soeprbo, 2005) (see Figure 9).
- Women make up just over 15 per cent of Thai migrant workers, but the actual number may be considerably higher given that much female migration is undocumented (Hugo, 2005) and that most women migrant workers from Thailand work in the domestic sector which is not a recognized category of employment.
- Countries with a traditionally higher proportion of female migrants, such as Sri Lanka and the Philippines, have experienced a slower rate of increase in the number of female migrants than countries where women have only relatively recently joined the migration flows and where their numbers are still relatively low, for instance, Bangladesh (POEA, 2006; Sri Lanka Bureau of Foreign Employment, 2005) (see Figures 10 and 11).

**Figure 10:****Trends in female labour migration from the Philippines and Sri Lanka**

Sources: POEA, 2006 (only new employees) and Sri Lanka Bureau of Foreign Employment, 2005.

**Figure 11:****Trends in female labour migrant flows from Bangladesh**

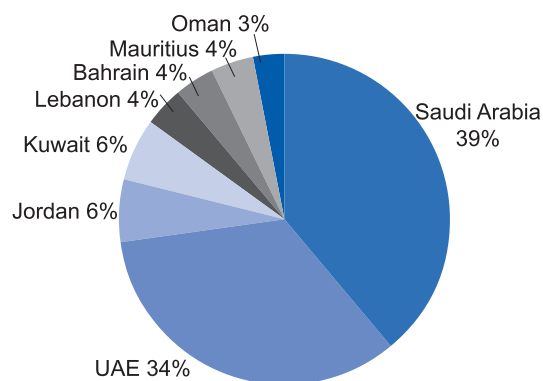
Source: BMET, 2006.



- Although Bangladesh did introduce a selective ban on female migration owing to cases of abuse and sexual exploitation of women migrants abroad, according to the recently adopted overseas employment policies by the Government of Bangladesh, both men and women are free to migrate abroad to work and the earlier ban on female migration is being reviewed on a case-by-case basis.<sup>9</sup>
- The evidence provided by Blanchet (2008) suggests that the official statistics on both male and female Bangladeshi migrant workers have been significantly underestimated. In sharp contrast to the official figure of 18,880 for 2006, this study provides an estimate of 430,000 Bangladeshi women migrant workers abroad. On the other hand, while the official statistics indicate that there are 3.8 million male migrant workers, the paper gives an estimate of 2.9 million. Given these new estimates, the proportion of female migrants as compared to their male counterparts stands at approximately 15 per cent.
- The majority of the ten main destinations for Bangladeshi women between mid-2004 and mid-2007 are in the Middle East (BMET, 2007) (see Figure 12).

**Figure 12:**

**Top destinations for Bangladeshi women, mid-2004-mid-2007**



Source: BMET, 2007.

***Asia is increasingly attracting highly trained individuals from more developed countries/areas within and outside Asia***

- ASEAN-6<sup>10</sup> countries have been net destinations for skilled individuals in recent years: Malaysia, Singapore and Thailand have attracted some 60,000-70,000 foreign workers, with some 10,000 to 20,000 migrants also working in Indonesia and the Philippines in 2002-2003 (Bathnagar and Manning, 2005). Professional posts requiring greater skills and experience are largely filled by workers from Singapore, the G-8 countries and Australia and New Zealand (EIU, 2007).
- Indonesia is also experiencing an influx of skilled expatriates owing to the inability of Indonesian training institutions to supply a sufficient number of professionals (in particular engineers, scientists, managers and accountants) commensurate with the country's structural changes and economic growth. Experts have come from Australia and other developed countries, as well as the Philippines and India (Hugo, 2007).
- While India can generally meet its need for skilled workers from its large pool of university graduates, there has been a recent trend to hire foreign nationals already working with Indian companies around the world. Foreigners are being employed in India's information technology (IT) sector, and this trend is likely to continue (EIU, 2007).
- Many Hong Kong SAR residents work outside their territory, particularly in mainland China. According to a survey conducted in Hong Kong SAR in early 2004, close to 80 per cent out of a total of 240,000 held administrative and professional positions in mainland China. Chinese authorities offer three-year multiple-entry visas to visiting third-country nationals who are permanent residents in Hong Kong SAR. Most of those working in China do so on a temporary basis; annual departures from the territory as a whole are relatively low at just 9,800 in 2004 (EIU, 2007).

<sup>9</sup> Information obtained via personal email contact with Shahidul Haque (IOM).

<sup>10</sup> ASEAN-6 refers to those countries that are long-standing members of the World Trade Organization (WTO): Brunei-Darussalam, Indonesia, Malaysia, the Philippines, Singapore and Thailand.

### ***Diasporas from Asia are some of the largest in the world***

- With 30 to 40 million overseas Chinese (Chinese nationals as well as those who have acquired citizenship of host countries), the Chinese diaspora is the largest (2.9% of the population), followed by the Indian diaspora with around 20 million, or 1.9% of the population. The Philippines diaspora is some 8.2 million strong (over 10% of the population<sup>11</sup>), and the number of Pakistanis abroad stands at around four million or 2.8 per cent of the population (Hugo, 2005; POEA, 2006).
- As a general rule, the Asian diasporas maintain close and active relationships with their home countries, and this is particularly evident during crisis times, as demonstrated by the vast relief efforts undertaken by the members of the expatriate communities abroad in the wake of the Tsunami in 2004 (IOM, 2007a).

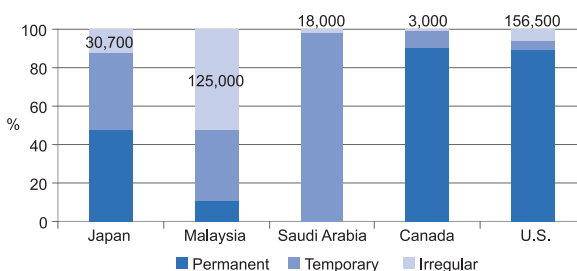
### ***Irregular migration movements exist throughout the region***

- The Malaysian Home Affairs Minister estimated the number of unauthorized migrant workers in Malaysia at around 600,000 in late 2006, the majority from Indonesia, notwithstanding periodic repatriation campaigns, deportations and amnesties (Hugo, 2007).
- While the majority of Filipinos in the five leading destination countries generally hold regular status, more than 70 per cent (125,000) of Filipinos working in Malaysia are in an irregular situation (Commission on Filipinos Overseas, 2006) (see Figure 13). Unauthorized migration from the Philippines to Malaysia is primarily to Sabah province (Battistella, 2002).

<sup>11</sup> The total population of 76.5 million in the Philippines is taken from the 2002 census data.

**Figure 13:**

**The five destination countries with the largest estimated stocks of Filipinos overseas as of end 2006**



**Sources:** POEA, 2006. Data were prepared by the Commission on Filipinos Overseas from CFO, DFA, POEA and other sources covering 194 countries / territories.

- According to the Ministry of Labour, there were at least 360,000 migrants working in South Korea in June 2006, some 1.5 per cent of the total workforce. Of this total, at least 189,000 were irregular migrant workers (Amnesty International, 2006).
- Data from the Immigration Detention Centre in Bangkok for 2003 show that 58,322 migrants from East and Southeast Asia were detained and 58,719 were deported, the majority from Myanmar and Cambodia. In the same year, a further 2,344 from South-Central Asia were detained and 2,224 deported (Huguet and Punpuing, 2005).
- Of the two million foreigners living in Japan, well over 200,000 are estimated to be irregular residents (*Financial Times*, 9 July 2007).

### ***Internal displacements caused by natural disasters are a major and recurring issue in South-Central Asia***

- Frequent floods, earthquakes, cyclones and, more recently, tsunamis have led to the massive displacement of local populations. As of July 2005, official figures put the number of displaced persons due to the 2004 Tsunami in the Indian Ocean region at over 1.7 million. Indonesia's

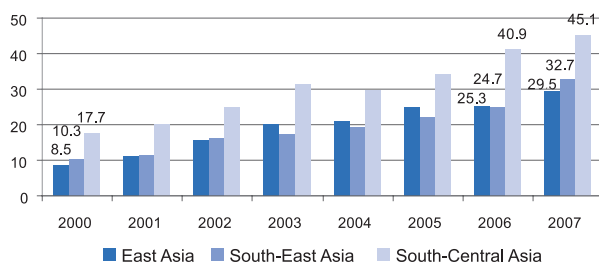
Aceh province was particularly hard hit and, according to the Indonesian Government's disaster coordinating agency, BAKORNAS, by the end of 2005, a total of 532,898 people had been displaced in Aceh alone (Rofi and Robinson, 2006).

- Chronic flooding in Bangladesh is provoking the repeated major displacements of populations, as occurred again in 2007 when over eight million people were estimated to having been displaced due to the monsoon rains (Li, 2007).
- Cyclone Sidr in November 2007, one of the worst natural disasters in Bangladeshi history, resulted in an estimated 4,000 deaths and the displacement of over three million people (U.S. Embassy, Dhaka, 2007).
- The 2004 Tsunami displaced large population segments in Sri Lanka and some parts of India, with estimates of the number of people displaced in Sri Lanka alone ranging from 500,000 to one million persons (Haque, 2005).

## Remittances

- Between 2000 and 2007, remittance flows to East Asia grew at a faster rate than to Southeast and South-Central Asia, although the latter received the largest share overall (World Bank, 2008) (see Figure 14).

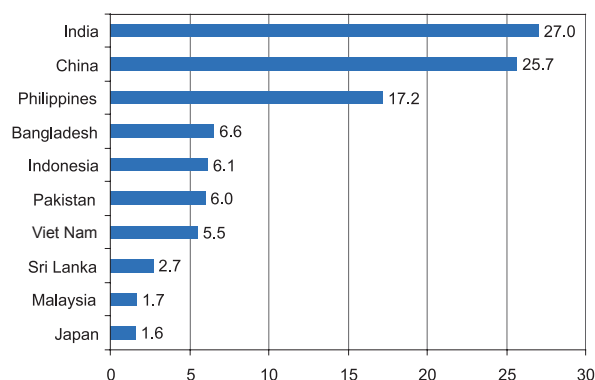
**Figure 14:**  
**Global flows of international migrant remittances to Asia, 2000-2007 (USD billions)**



Source: World Bank, 2008.

- India remained the leading recipient of global remittance flows, which reached USD 27 billion in 2007, accounting for about three per cent of the GDP or close to 11 per cent of all remittance flows to developing countries (see Figure 15). Remittances to India have risen steadily over the last 15 years, and dramatically so over the last decade (Muzaffar Chisti, 2007).
- Bangladesh Bank statistics revealed that remittance inflows continue to increase and reached approximately 6.4 billion USD in 2007-08<sup>12</sup> surpassing the previous fiscal year's total of USD 5 billion (Bangladesh Bank, 2008).
- World Bank estimates for 2007 show that Bangladesh, Philippines and Pakistan continue to grow robustly in Asia underscoring the global growth in remittances inflows (World Bank, 2008).

**Figure 15:**  
**Remittances received in Asia by main countries of origin, 2007 (USD billions)**



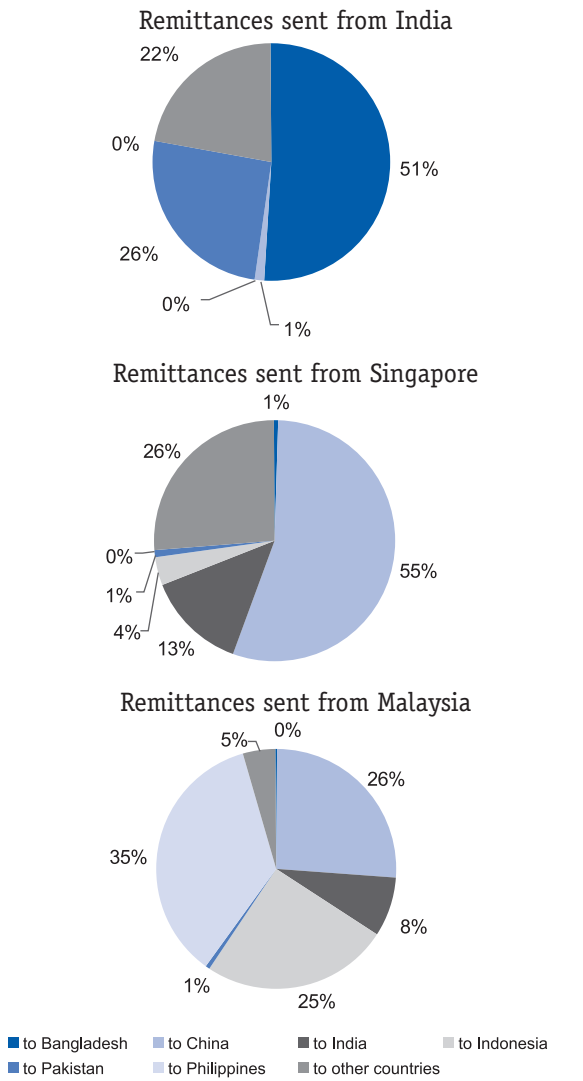
Source: World Bank, 2008.

- Most remittance flows generated within Asia remain in the region. As shown in Figure 16, more than 90 per cent of the remittance outflows from Malaysia, India and Singapore remain within Asia. For India, the share of remittances generated that

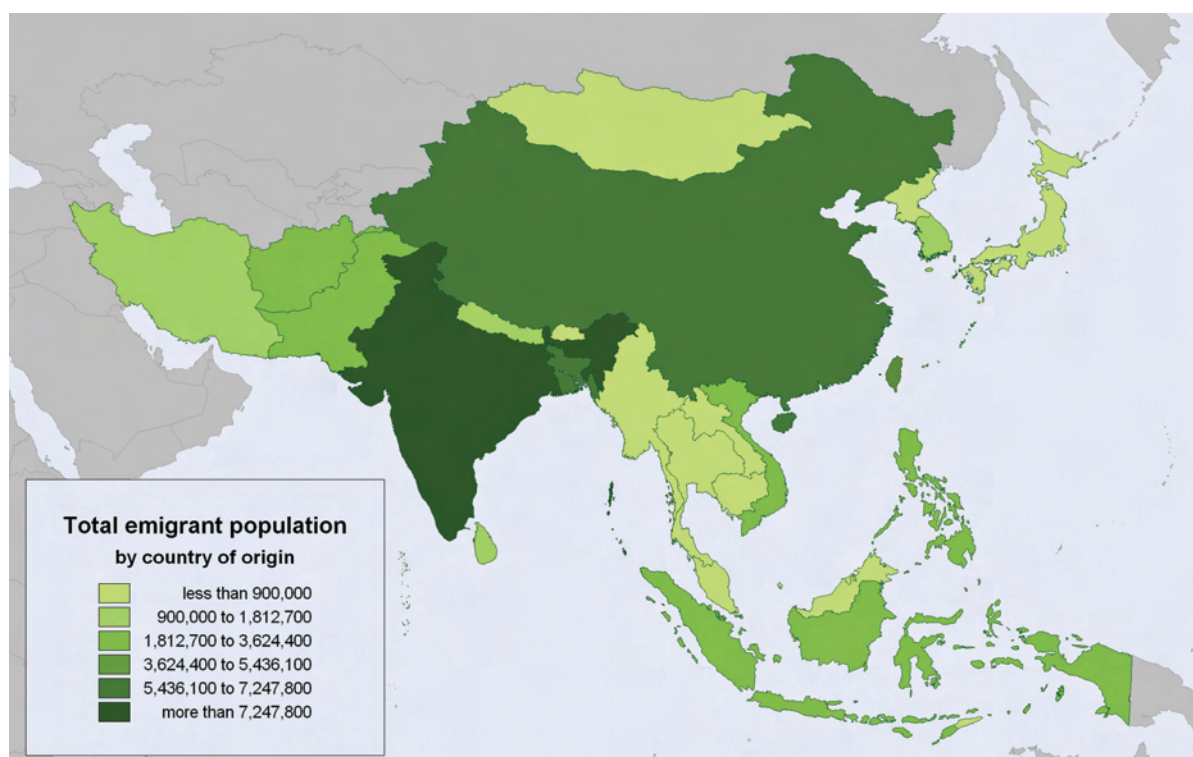
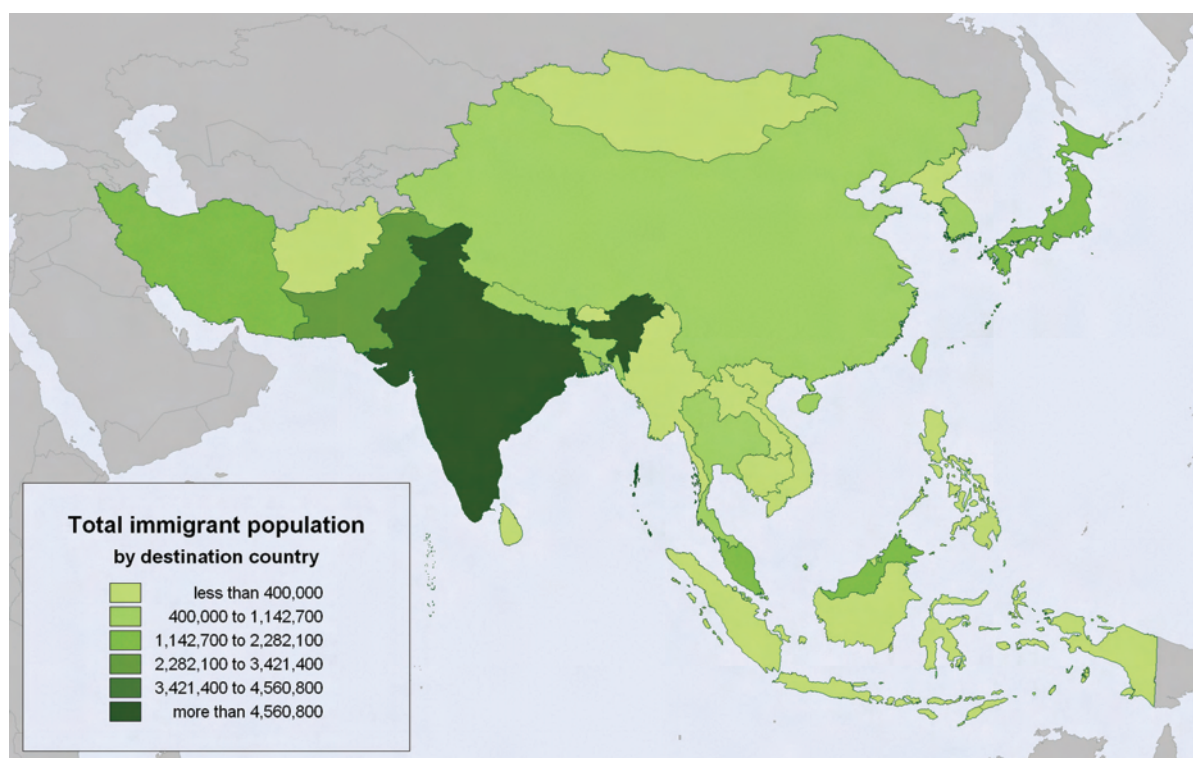
<sup>12</sup> Data up to April of financial year 2007-08.

remains within Asia is around 80 per cent and, for Singapore, this share is over 70 per cent (IOM calculations based on the World Bank bilateral remittances dataset, 2006).

**Figure 16:**  
**Selected Asian sending and receiving countries of remittances (% , estimates in USD millions)**



**Note:** IOM calculations using figures from the "Bilateral Remittance Flows using Migrant Stocks" dataset by Ratha and Shaw (World Bank, 2006).  
**Source:** IOM, 2007b.



## REFERENCES

- Akaha, T.**  
2004 "Cross-Border Human Flows in Northeast Asia", *Migration Information Source*, October, Migration Policy Institute (MPI), Washington, D.C., <http://www.migrationinformation.org/Feature/display.cfm?id=257>.
- Amnesty International**  
2006 "Republic of Korea (South Korea): Migrant Workers are Also Human Beings", Amnesty International, <http://www.amnesty.org/en/library/info/ASA25/007/2006>.
- Asia Pacific Foundation of Canada**  
2000 China-Canada Immigration Workshop, Final Report, 28 June, Shanghai, <http://www.asiapacific.ca/analysis/pubs/28jun00-shanghai.html>.
- Asis, M.M.B.**  
2005 "Recent Trends in International Migration in Asia and the Pacific", *Asia-Pacific Population Journal*, 20(3) (December): 15-38.  
2006 "Gender Dimensions of Labor Migration in Asia", paper submitted to the High-Level Panel on The Gender Dimensions of International Migration, UN Commission on the Status of Women, 50th Session, 27 February - 10 March, New York, <http://www.un.org/womenwatch/daw/csw/csw50/statements/CSW%20HLP%20Maruja%20M%20Asis.pdf>.
- Athukorala, P.**  
2006 "International Labour Migration in East Asia: Trends, Patterns and Policy Issues", Asia-Pacific School of Economics and Government, The Australian National University, Canberra.
- Bangladesh Bank**  
2007 "Wage Earners Remittance Flows", Foreign Exchange Policy Department, Bangladesh Bank, <http://www.bangladesh-bank.org/>.
- Bangladesh, Bureau of Manpower, Employment and Training (BMET)**  
2007 Government of the People Republic's of Bangladesh, Ministry of Expatriates Welfare and Overseas Employment, BMET website, <http://www.bmet.org.bd/>.
- Bathnagar, P. and C. Manning**  
2005 "Regional Arrangements for Mode 4 in the Services Trade: Lessons from the ASEAN Experience", *World Trade Review*, 4(2): 171-199.
- Battistella, G.**  
2002 "Unauthorized Migrants as Global Workers in the ASEAN Region", *Southeast Asian Studies*, 40(3): 350-371.
- Blanchet, T., A. Razzaque and H. Biswas**  
2008 *Documenting the Undocumented: Female Migrant Workers from Bangladesh*, Drishti Research Centre, Pathak Shambesh, Dhaka.
- Cheng, E. and X. Zhong**  
2004 "Domestic Money Transfer Services for Migrant Workers in China", report prepared for the Consultative Group to Assist the Poor, October, [http://www.microfinancegateway.com/files/28874\\_file\\_China\\_Remittance\\_Study\\_Workshop200ct\\_.doc](http://www.microfinancegateway.com/files/28874_file_China_Remittance_Study_Workshop200ct_.doc).
- Chishti, M.A.**  
2007 "The Phenomenal Rise in Remittances to India: A Closer Look", MPI Policy Brief, May, Washington, D.C., [http://www.migrationpolicy.org/pubs/MigDevPB\\_052907.pdf](http://www.migrationpolicy.org/pubs/MigDevPB_052907.pdf).
- Cobbe, J.**  
2004 "Lesotho: Will the Enclave Empty?", *Migration Information Source*, September, MPI, Washington, D.C., <http://www.migrationinformation.org/Profiles/display.cfm?ID=248>.
- Economist Intelligence Unit (EIU)**  
2007 "Labour Mobility and Migration - Trends in the Asia Region", EIU Research Paper prepared for the Asia-New Zealand Foundation, [http://www.asianz.org.nz/files/labour\\_mobility.pdf](http://www.asianz.org.nz/files/labour_mobility.pdf).
- Financial Times**  
2007 "The New Melting Pot: Asia Learns to Cope with a Rise in the Flow of Immigrants", *Financial Times*, 19 July.
- Haque, S.**  
2005 "Migration Trends and Patterns in South Asia and Management Approaches and Initiatives", *Asia-Pacific Population Journal*, 20(3) (December): 39-60, [http://www.unescap.org/esid/psis/population/journal/Articles/V20N3A2\\_Ab.asp](http://www.unescap.org/esid/psis/population/journal/Articles/V20N3A2_Ab.asp).



**Hugo, G.**

- 2005 "Migration in the Asia-Pacific region", paper prepared for the Policy Analysis and Research Programme of the Global Commission on International Migration (GCIM), September, Geneva, <http://www.gcim.org/mm/File/Regional%20Study%202.pdf>.

- 2007 "Indonesia's Labor Looks Abroad", *Migration Information Source*, April, MPI, Washington, D.C., <http://www.migrationinformation.org/Profiles/display.cfm?ID=594>.

**Huguet, J.W and S. Punpuing**

- 2005 *International Migration in Thailand*, International Organization for Migration (IOM), International Labour Organization (ILO), United Nations Children's Fund (UNICEF), United Nations Development Programme (UNDP), UN Economic and Social Commission for Asia and the Pacific (UNESCAP), World Bank, World Health Organization (WHO), Bangkok, [http://www.iom.int/jahia/webdav/site/myjahiasite/shared/shared/mainsite/published\\_docs/books/iom\\_thailand.pdf](http://www.iom.int/jahia/webdav/site/myjahiasite/shared/shared/mainsite/published_docs/books/iom_thailand.pdf).

**International Organization for Migration (IOM)**

- 2005 "In-house Workshop on Labour Migration and Project Development", 29-31 May, IOM Dhaka.
- 2007a "Migration, Development and Natural Disasters: Insights from the Indian Ocean Tsunami", IOM *Migration Research Series*, No. 30, Geneva, <http://www.iom.int/jahia/Jahia/cache/offonce/pid/1674?entryId=14556>.
- 2007b "Migration Dynamics in South Asia: Overview of Labour Migration in Bangladesh, India, Nepal and Sri Lanka", presentation, 29 May, IOM Dhaka.

**Islamic Development Bank (IDB)**

- 2006 *Brain Drain in IDB Member Countries: Trends and Development Impact*, IDB Occasional Paper No. 12, May.

**Khadria, B.**

- 2006 "Uncharted Contours of a Changing Paradigm - Skilled Migration and Brain Drain in India", *Harvard International Review*, July 17, <http://hir.harvard.edu/articles/1445/>.

**Li, K.**

- 2007 "Millions affected by floods in Bangladesh face a 'desperate situation'", 7 August, UNICEF, [http://www.unicef.org/infobycountry/bangladesh\\_40538.html](http://www.unicef.org/infobycountry/bangladesh_40538.html).

**Migration News**

- 2004 "South-East Asia", *Migration News*, 11(4) (October), University of California at Davis.
- 2005 "Japan-Korea", *Migration News*, 12(1) (January), University of California at Davis.
- 2006 "Philippines, Indonesia", *Migration News*, 13(4) (October), University of California at Davis.

**Migration Policy Institute (MPI) and Globalization, Urbanization and Migration (GUM) Project**

- 2007 "Global City Migration Map, 2007", MPI/GUM, <http://www.migrationinformation.org/datahub/gcmm.cfm#map1>.

**Philippine Overseas Employment Administration (POEA)**

- 2006 "OFW Global Presence - A Compendium of Overseas Employment Statistics", POEA, <http://www.poea.gov.ph/stats/2006Stats.pdf>.

**Rofi, A. and C. Robinson**

- 2006 "Tsunami Mortality and Displacement in Aceh Province, Indonesia", *Disasters* 30(3): 340-350.

**Seddon, D.**

- 2005 "Nepal's Dependence on Exporting Labour", *Migration Information Source*, January, MPI, Washington, D.C., <http://www.migrationinformation.org/Feature/display.cfm?id=277>.

**Siddiqui, T.**

- 2005 "International Labour Migration from Bangladesh: A Decent Work Perspective", Working Paper No. 66, November, Policy Integration Department, National Policy Group, ILO, Geneva.

**Skeldon, R.**

- 2004 "China: From Exceptional Case to Global Participant", *Migration Information Source*, April, MPI, Washington, D.C., <http://www.migrationinformation.org/Profiles/display.cfm?id=219>.



**Soeprambo, T.B.**

- 2004 "Recent Trends in International Migration in Indonesia", paper prepared for the Workshop on International Migration and Labour Market in Asia, organized by the Japan Institute for Labour Policy and Training (JILPT), Japan Institute of Labour, 5-6 February, Tokyo.

**Zweig, D.**

- 2006 "Learning to compete: China's efforts to encourage a 'reverse brain drain'" in C. Kuptsch and P. Eng Fong (Eds.), *Competing for Global Talent*, International Labour Office, Geneva, 187-213.

**Southern African Migration Project (SAMP)**

- 2006 "South Africa", *SAMP Migration News*, January, [http://www.queensu.ca/samp/migrationnews/article.php?Mig\\_News\\_ID=2339&Mig\\_News\\_Issue=13&Mig\\_News\\_Cat=8](http://www.queensu.ca/samp/migrationnews/article.php?Mig_News_ID=2339&Mig_News_Issue=13&Mig_News_Cat=8).

**Sri Lanka Bureau of Foreign Employment**

- 2007 <http://www.slbfe.lk/>.

**Thailand Overseas Employment Administration (TOEA)**

- 2007 <http://www.overseas.doe.go.th:8081/overseas/index.php?lang=en>.

**United Nations Department of Economic and Social Affairs (UN DESA), Population Division**

- 2005 *Trends in Total Migrant Stock: The 2005 Revision*, UN DESA, Population Division, New York, <http://esa.un.org/migration/index.asp?panel=1>.

**United States Embassy, Dhaka**

- 2007 "U.S. Response to Cyclone Sidr: Operation Sea Angel II", Embassy of the United States, Dhaka, Bangladesh, [http://dhaka.usembassy.gov/cyclone\\_sidr.html](http://dhaka.usembassy.gov/cyclone_sidr.html).

**World Bank**

- 2006 "Bilateral Remittance Flows using Migrant Stock" dataset by D. Ratha and W. Shaw, The World Bank, Washington, D.C., <http://www.worldbank.org/prospects/migrationandremittances>.
- 2008 *Revisions to Remittance Trends 2007*, July, The World Bank, Washington, D.C., <http://econ.worldbank.org/WBSITE/EXTERNAL/EXTDEC/EXTDECPROSPECTS/0,,contentMDK:21121930~menuPK:3145470~pagePK:64165401~piPK:64165026~theSitePK:476883,00.html>.

**Yeoh, B.S.A.**

- 2007 "Singapore: Hungry for Foreign Workers at All Skill Levels", *Migration Information Source*, January, MPI, Washington, D.C., <http://www.migrationinformation.org/Profiles/print.cfm?ID=570>.