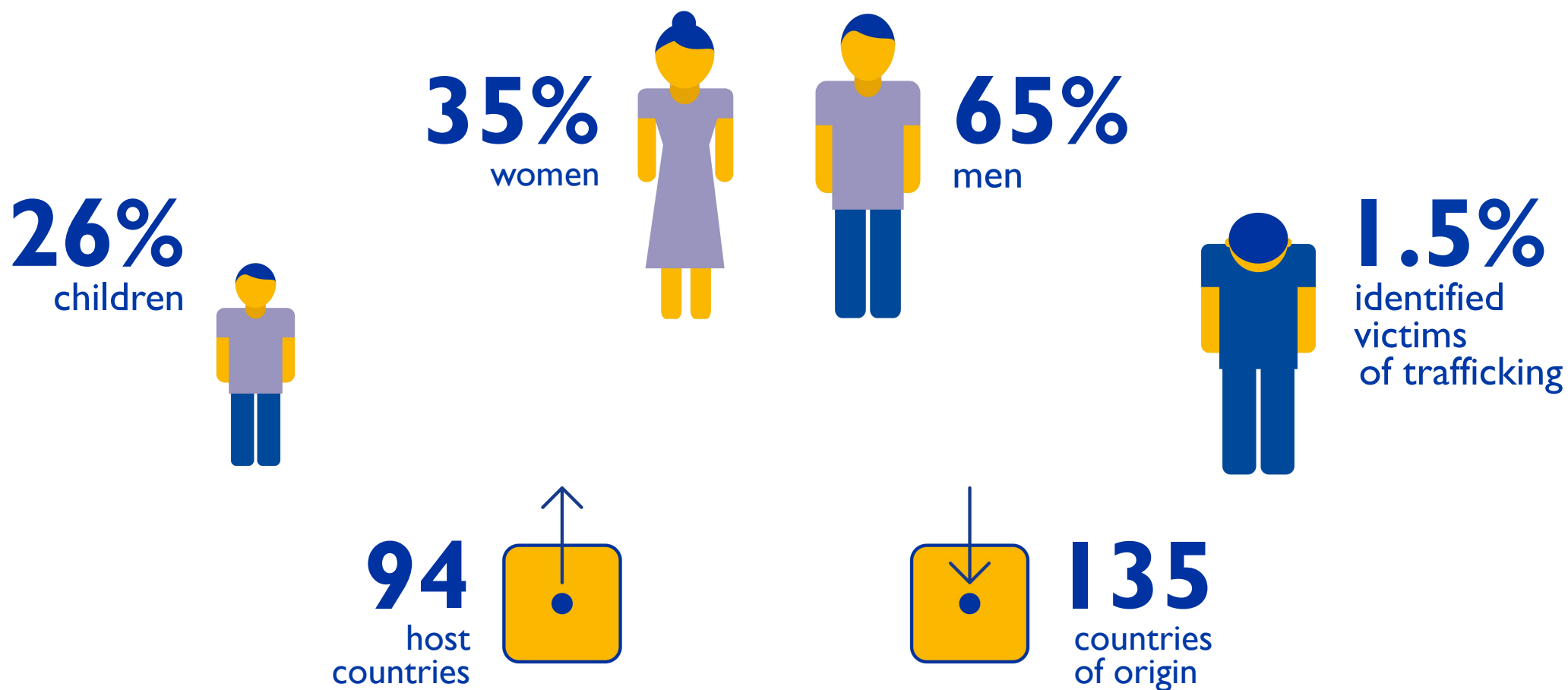


## 16,759\* MIGRANTS ASSISTED with AVRR\*\* from 1 October to 31 December 2017

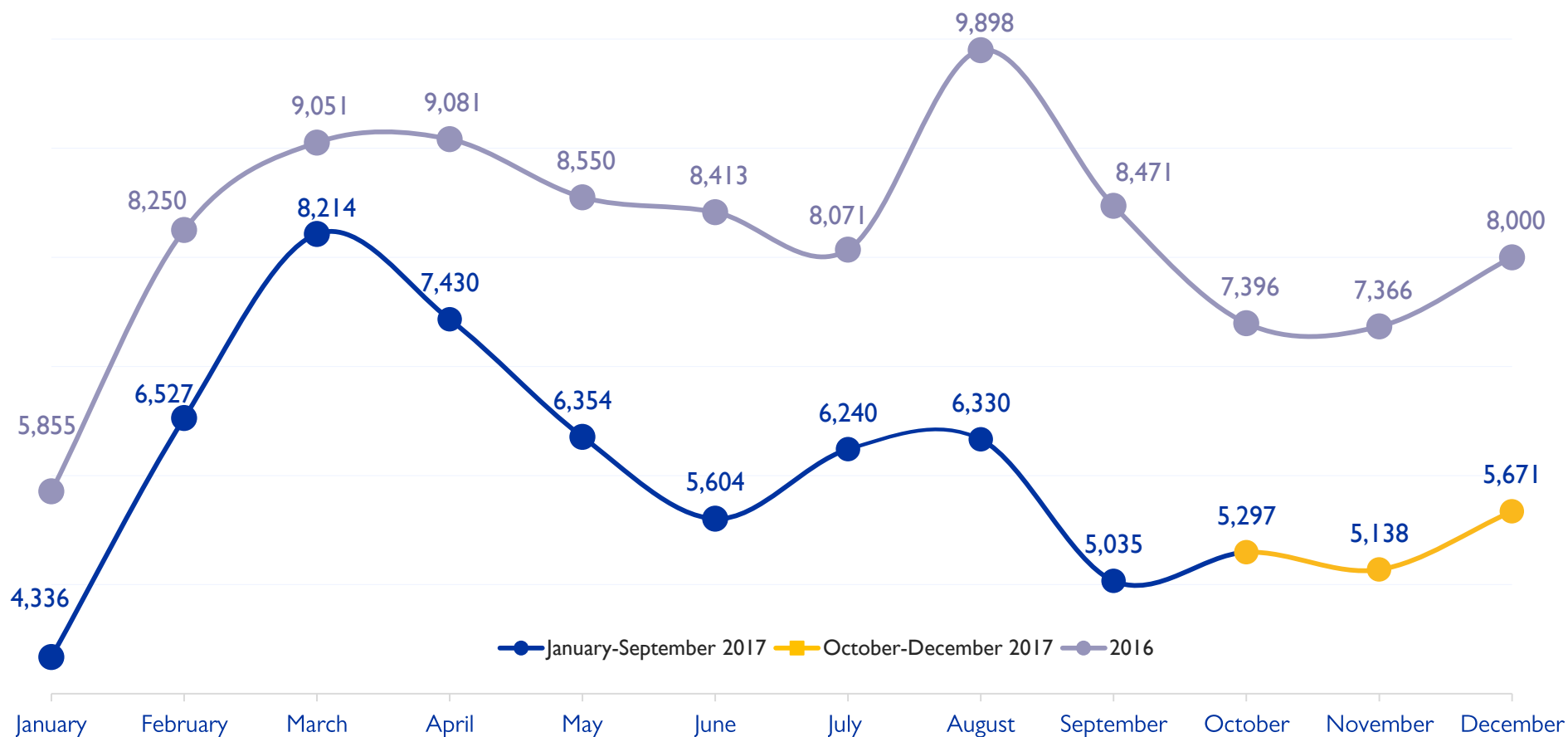


\* The data provided in this bulletin is provisional and should therefore be considered as an estimation.

\*\* Figures on reintegration assistance are consolidated at the global level and presented in the annual *AVRR Key Highlights*.

# NUMBER OF AVRR BENEFICIARIES, PER MONTH I JANUARY - 31 DECEMBER 2017

Figures presented in this Bulletin show a decrease in the number of AVRR beneficiaries throughout 2017 as compared to 2016. This is mainly due to a lower volume of voluntary returns from the European Economic Area (EEA) and Switzerland. This decrease can be explained by a combination of structural and contextual factors, varying from country to country: lower influx of migrant arrivals and asylum applications (although recent trends suggest an increase in the number of migrants in vulnerable situations) and changes in national migration and asylum policies, including increased emphasis on forced returns or restrictions in AVRR eligibility criteria.



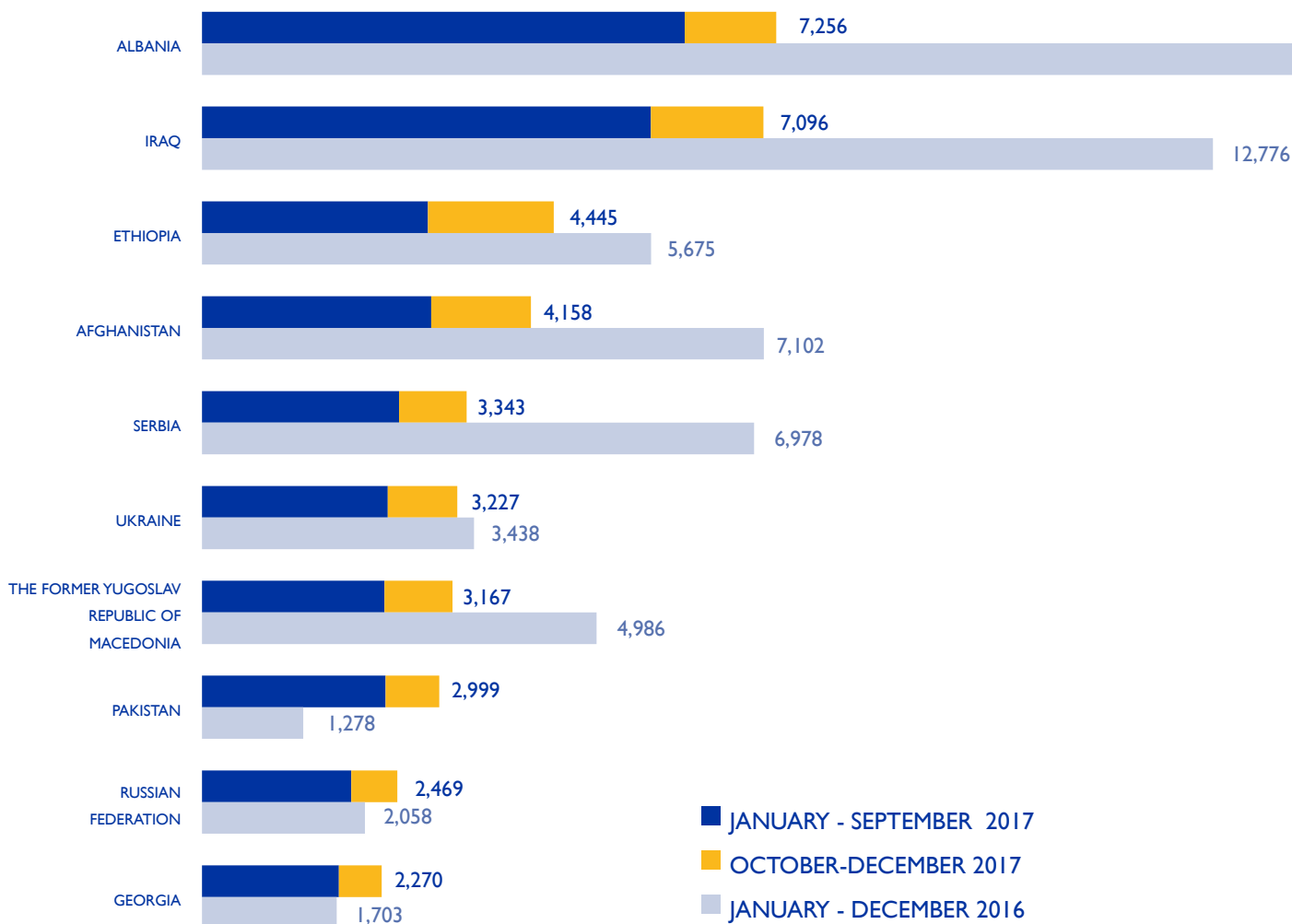
**72,176** MIGRANTS ASSISTED with AVRR from 1 January to 31 December 2017

# TOP 10 HOST COUNTRIES FOR AVRR 1 JANUARY - 31 DECEMBER 2017, IN COMPARISON WITH 2016



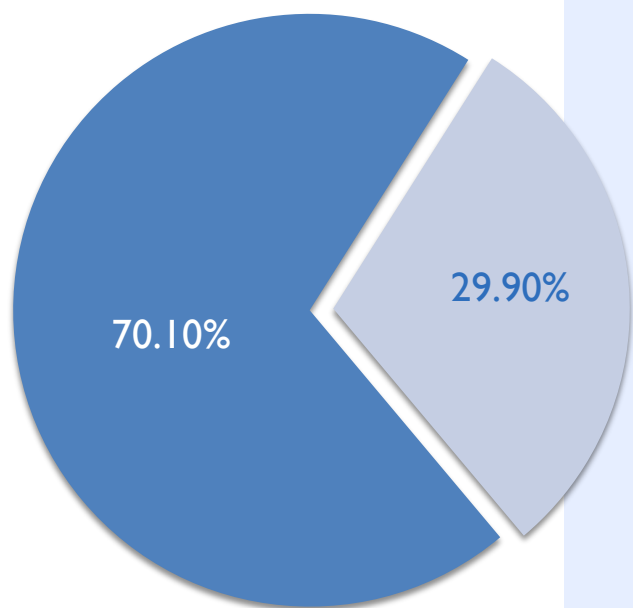
Top 10 Host Countries	January-September 2017	October-December 2017
Germany	24,569	4,953
Niger	4,519	1,948
Greece	4,414	1,241
Belgium	2,870	800
Austria	2,632	914
Djibouti	1,504	1,325
Turkey	1,615	706
Yemen	1,457	485
Morocco	1,259	474
Netherlands	1,200	332
<b>Sub Total</b>	<b>59,218</b>	
Other Host Countries	12,958	
<b>Total</b>	<b>72,176</b>	

# TOP 10 COUNTRIES/TERRITORIES OF ORIGIN FOR AVRR 1 JANUARY - 31 DECEMBER 2017, IN COMPARISON WITH 2016



Top 10 Countries/ Territories of Origin	January- September 2017	October- December 2017
Albania	6,102	1,154
Iraq	5,672	1,424
Ethiopia	2,855	1,590
Afghanistan	2,897	1,261
Serbia	2,491	852
Ukraine	2,347	880
The former Yugoslav Republic of Macedonia	2,306	861
Pakistan	2,320	679
Russian Federation	1,886	583
Georgia	1,729	541
<b>Sub Total</b>	<b>40,430</b>	
Other Host Countries	31,746	
<b>Total</b>	<b>72,176</b>	

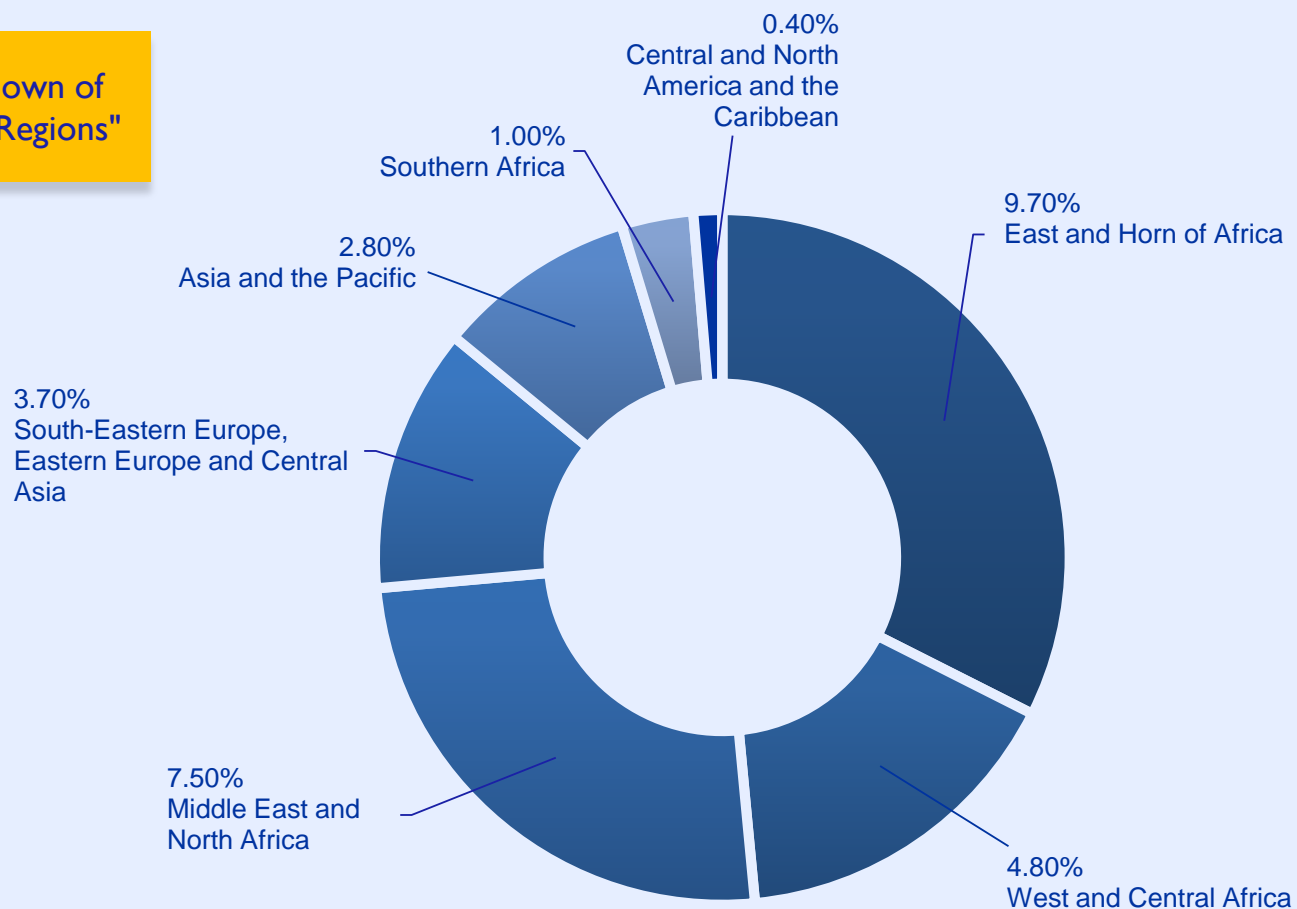
# HOST REGIONS (IN %) FOR AVRR, 1 JANUARY - 31 DECEMBER 2017



■ EEA and Switzerland

■ Other Regions

## Breakdown of "Other Regions"



# REGIONS OF ORIGIN (IN %) FOR AVRR, 1 JANUARY - 31 DECEMBER 2017

