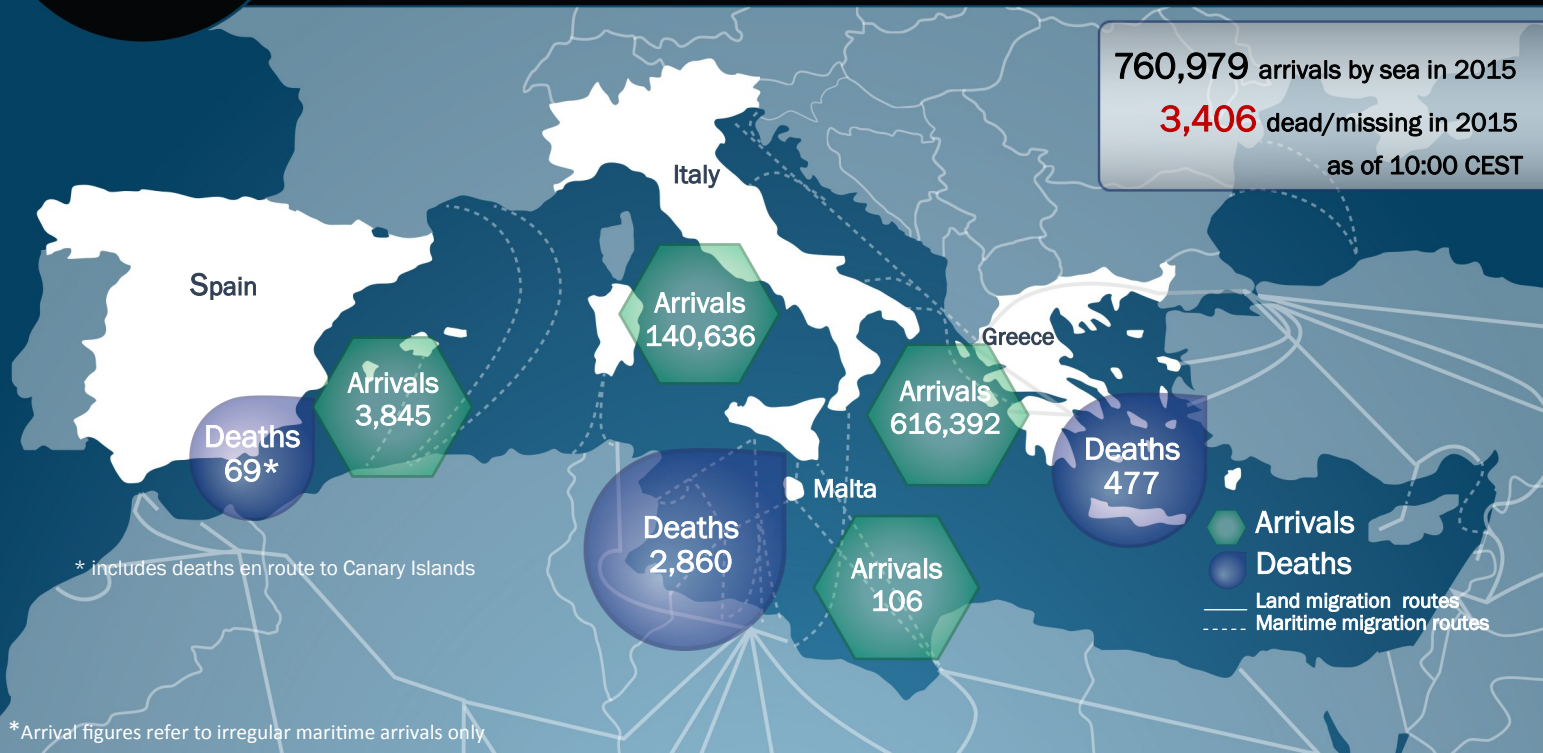


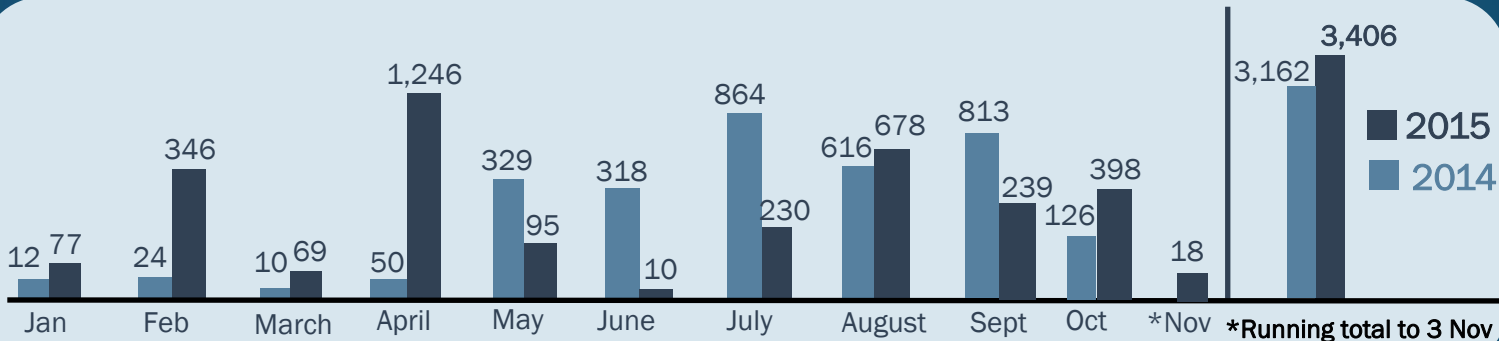


# Mediterranean Update

Missing Migrants Project: 3 November 2015



## MIGRANT FATALITIES IN THE MEDITERRANEAN



## MIGRANT MARITIME ARRIVALS 2015

Total Arrivals: (to date) 760,979

Italy	140,636
Greece	616,392
Spain	3,845
Malta	106
<b>Total</b>	<b>760,979</b>

Estimates based on data from respective governments and IOM field offices as of 1/11/15. Data for Greece as of 2/11/15.

## TOP FIVE COUNTRIES OF ORIGIN 2015

Destination

Origin Country	Destination	
	Italy	Greece
Eritrea	35,938	Syria 277,899
Nigeria	17,886	Afghanistan 76,620
Somalia	10,050	Iraq 21,552
Sudan	8,370	Pakistan 14,323
Syria	7,072	Albania 12,637

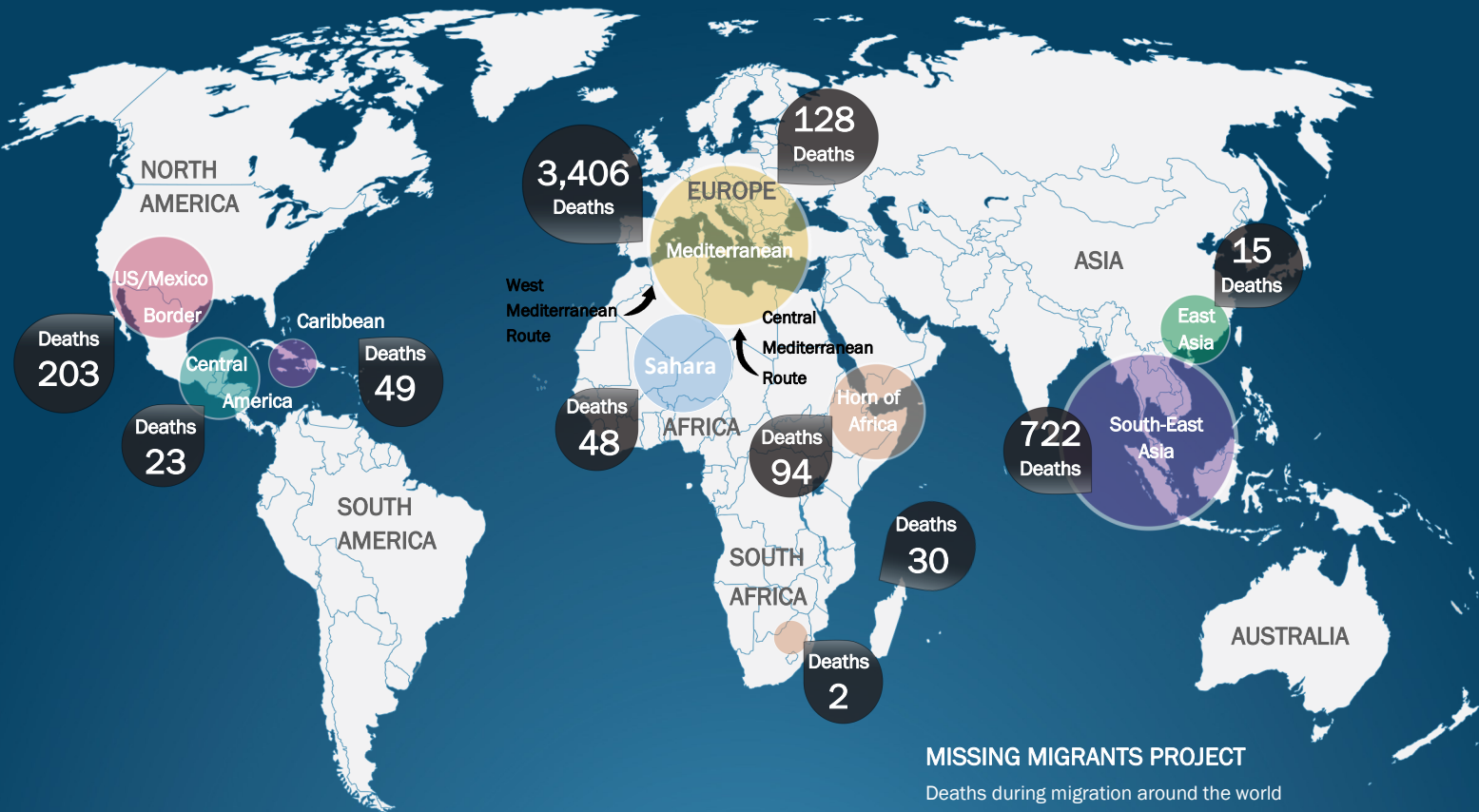
Data for Italy and Greece as of 30/9/15. Data for Greece includes land and sea arrivals. Italy and Greece receive 99% of arrivals in the Mediterranean. Nationalities listed represents **approx.** 87% of all sea arrivals as 30/9/15. Nationalities for Greece are based on land and sea arrivals. This chart is updated monthly.

Missing Migrants Project is a joint initiative of IOM's Global Migration Data Analysis Centre (GMDAC) and Media and Communications Division (MCD).

#MissingMigrants

MissingMigrants.iom.int

# GLOBAL OVERVIEW: 4,720 MIGRANT DEATHS TO DATE IN 2015 (est.)



## LATEST FIGURES ON MIGRANT FATALITIES

Missing Migrants Project is a global database tracking data on deceased and missing migrants worldwide. The aim is to strengthen advocacy and support a more informed policy response.

## SUPPORTING MISSING MIGRANTS FAMILIES

Missing Migrants Project supports families of the missing by providing information and guidance, with the aim of affirming the rights and dignity of migrants and their families.

## KEY DATA ON MIGRATION FLOWS

Missing Migrants Project underlines the global scale of this emergency by sharing key information on migrants dying along migratory routes around the world.

### Deaths between 1 January to 3 November 2015

Regions	Deaths <sup>a</sup>
Mediterranean	3,406
South-East Asia	722
US/Mexico Border	203
Europe <sup>b</sup>	128
Horn of Africa	94
Sahara	48
Caribbean	49
Southeast Africa	30
Central America	23
East Asia	15
Southern Africa	2
<b>TOTAL</b>	<b>4,720</b>

#### Legend:

(a) Figures on deaths are all estimates and refer only to those deaths that are documented. Documented instances potentially depict only a small share of the actual number. Thus, this map represents a base minimum.

(b) Includes deaths in Central Europe, Southeastern Europe, and Western Europe.

\* Data compiled by IOM's Global Migration Data Analysis Centre (GMDAC) and Media and Communications Division (MCD). All numbers are estimates based on data from respective governments and IOM field offices as 3/11/15.