



# Yemeni migrants returned from Saudi Arabia through the Border Crossing Point of Al Tuwal, Hajjah – December 2014 Update

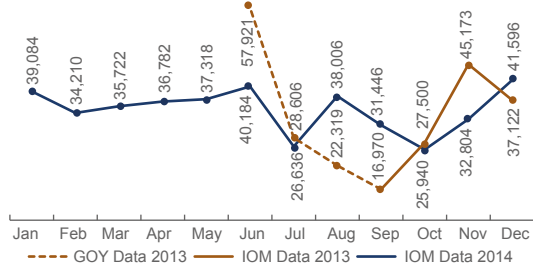
The Kingdom of Saudi Arabia (KSA) domestic labor market restructuring (Nitaqat changes) resulted in massive returns of foreign migrant workers since April 2013. Most affected is Yemen, due to the immediate land proximity with KSA, from where returns are easier to effect. Most Yemeni migrants are returned through the Border Crossing Point (BCP) of Al Tuwal, approximately 10km north of Haradh in Hajjah Governorate. Once at Al Tuwal, many require urgent humanitarian assistance. At the Ministry of Expatriate affairs' request, IOM started providing emergency health care and stabilization, food, water and material assistance to the most needy, notably sick and injured returnees as they are offloaded at the border as of September 2013. IOM has monitored the flow of returnees at Al Tuwal since October 2013 and at Al Boq in Sa'adh since November 2014. IOM interviewed 75,479 Yemeni migrants, approximately 13.2% of the daily flow, between October 2013 and December 2014.




**655,339** Yemeni returnees counted (Jun 2013 - Dec 2014)  
**397,444** provided with food (Oct 2013 - Dec 2014)  
**79,304** assisted with NFIs (Oct 2013 - Dec 2014)  
**52,522** provided with health care (27 Aug 2013 - Dec 2014)

The different trends are noticeable when comparing each quarter of 2014. There was a gradual decline in the amount of monthly remittances sent to Yemen, while there was a gradual increase in the number of Yemenis who did not work in KSA. Similarly, the number of migrants who said they intended to stay in Yemen dropped from 48% in the first quarter to 22% by the fourth quarter, mirroring an increase in those who said they intended to return to KSA immediately or in the future. Finally, throughout 2014 the migrants said they were destined for Dhamar, Al Hudaydah, and Hajjah governorates, while those who were destined for Taizz, Ibb and Al Bayda governorates grew considerably by the fourth quarter.

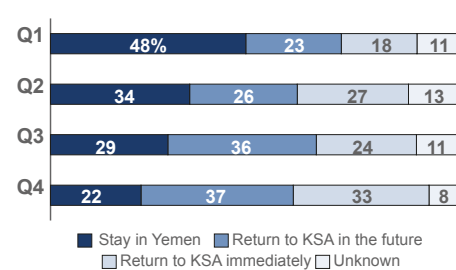
**Yemeni migrants returned from KSA per month**  
Jun 2013 to Dec 2014



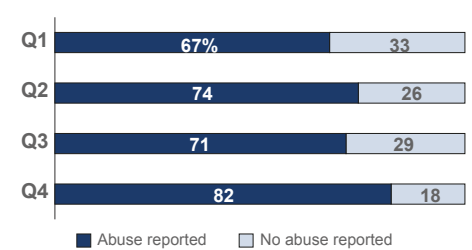
**Monthly remittance amount sent to Yemen**  
Jan 2014 to Dec 2014



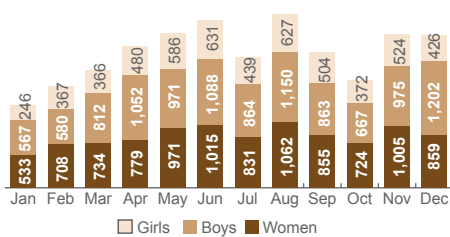
**Future livelihoods plans**  
Jan 2014 to Dec 2014



**Report vs no report of abuse**  
Jan 2014 to Dec 2014

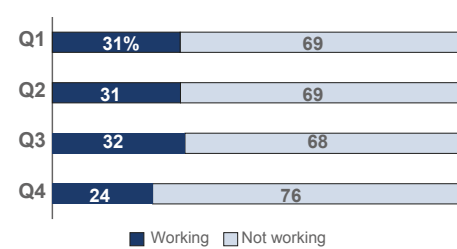


**Women, boys and girls returned from KSA**  
Jan to Dec 2014

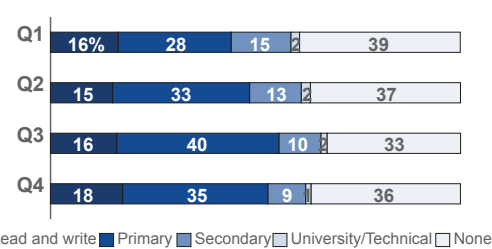


\*Women, boys and girls represent 6.0% of all returnees

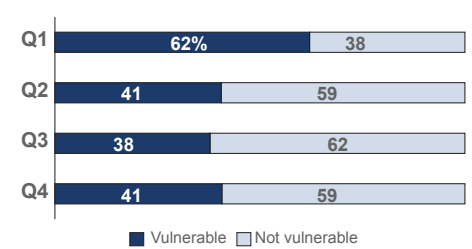
**Working / not working status**  
Jan 2014 to Dec 2014



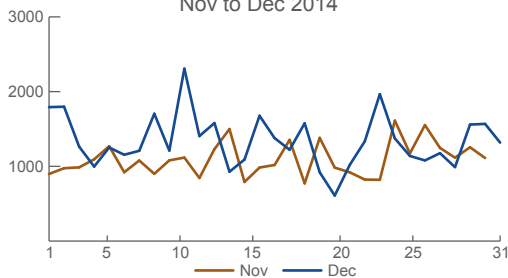
**Level of education**  
Jan 2014 to Dec 2014



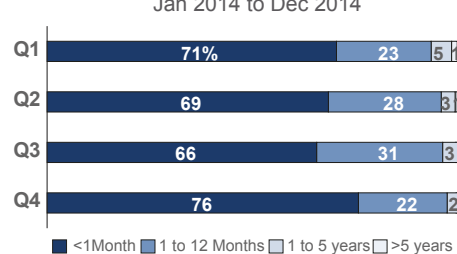
**Vulnerability observed**  
Jan 2014 to Dec 2014



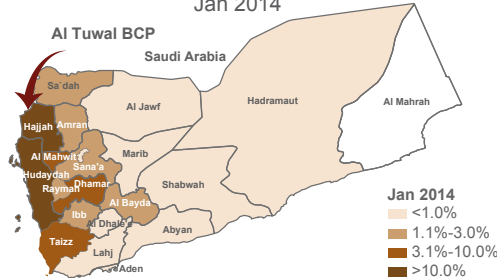
**Daily flow of returning migrants**  
Nov to Dec 2014



**Length of stay in KSA**  
Jan 2014 to Dec 2014



**Migrants' return destinations in Yemen**  
Jan 2014



**Migrants' return destinations in Yemen**  
Dec 2014

