



Migrant Registration

2,529 Registered Migrants in March



403 migrants registered at Migrant Response Point (MRP)



1,838 Men



225 Women



2,126 migrants registered by mobile team



397 Boys



69 Girls

Migrant Beneficiaries (Key Figures)



1,868 migrants received NFI



202 migrants received drinking water



2,632 migrants received food



73 shelter beneficiaries



1,769 clinic beneficiaries



515 migrants received psychosocial support



Protection

359 Migrants Interviewed in March

Human Rights Violations Suffered During Migration in Yemen



70 victims of abduction



83 victims of extortion



48 victims of torture



\$465 was the average amount paid by migrants to smugglers



88% of migrants said they had some level of education, 12% said no education

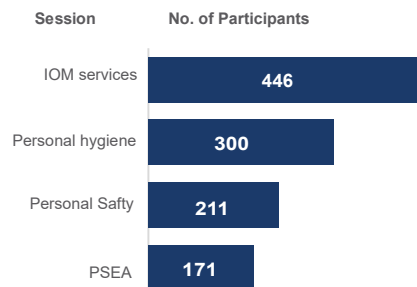


85% of the migrants said they had been in Yemen less than a month

Other Factors Contributing to a Migrant's Vulnerability Level

- 161 unaccompanied minors
- 39 migrants verbally abused
- 50 migrants psychologically abused
- 58 migrants deceived
- 58 migrants robbed
- 74 migrants threatened

Awareness Sessions Conducted



Health

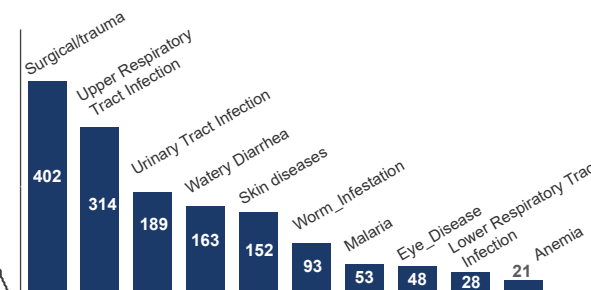


3 Fixed clinics for Migrants

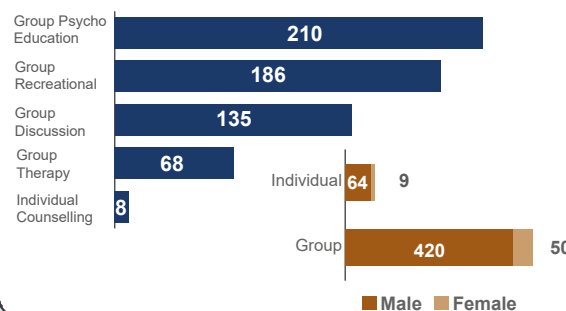


3 Mobile clinics for Migrants

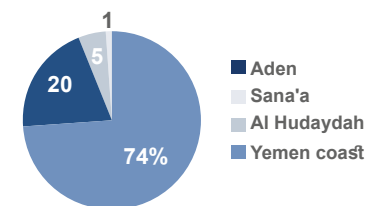
Health: Most Common Diagnosis



Mental Health and Psychosocial Services: Beneficiaries by type of intervention



Clinic Beneficiaries per Location



IOM's migrant assistance projects are regularly supported by the following generous donors:

