



## Migrant Registration

2,801 Registered Migrants in January



453 Migrants registered at Migrant Response Point (MRP)



2,070 Men



248 Women



2,348 Migrants registered by mobile team



382 Boys



101 Girls

## Migrant Beneficiaries (Key Figures)



2,522 Migrants received NFI



453 Migrants received drinking water



2,819 Migrants received food



34 Shelter beneficiaries



1,901 Clinic beneficiaries



542 Migrants received psychosocial support



## Protection

373 Migrants Interviewed in January

Human Rights Violations Suffered During Migration in Yemen



45 Victims of abduction



62 Victims of extortion



39 Victims of torture



\$379 Was the average amount paid by migrants to smugglers



80% of migrants said they had some level of education, 20% said no education

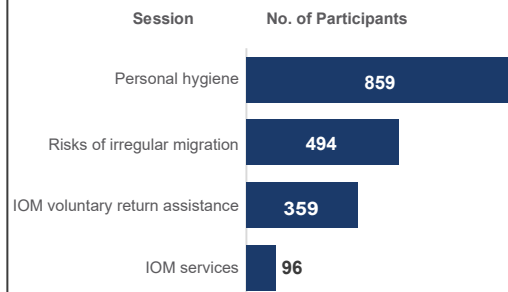


87% of the migrants said they had been in Yemen less than a month

### Other Factors Contributing to a Migrant's Vulnerability Level

- 145 unaccompanied minors
- 14 migrants verbally abused
- 26 migrants psychologically abused
- 28 migrants deceived
- 51 migrants robbed
- 50 migrants threatened

### Awareness Sessions Conducted



## Health

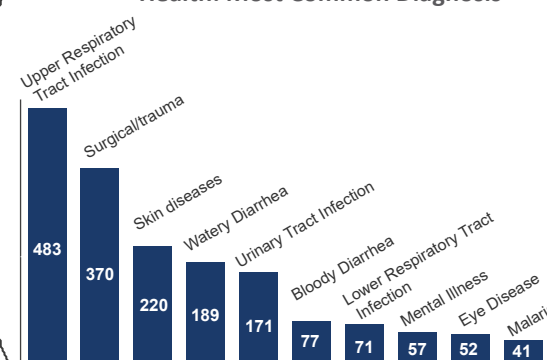


3 Fixed clinics for Migrants

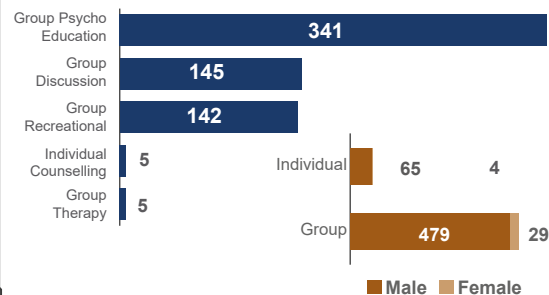


3 Mobile clinics for Migrants

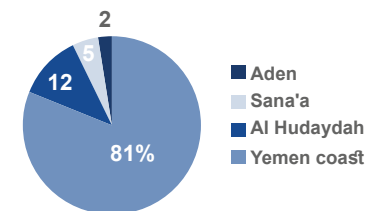
### Health: Most Common Diagnosis



### Mental Health and Psychosocial Services: Beneficiaries by type of intervention



### Clinic Beneficiaries per Location



IOM's migrant assistance projects are regularly supported by the following generous donors:

