



Migrant Registration

2,832 Registered Migrants in February



366 migrants registered at Migrant Response Point (MRP)



2,035 Men



239 Women



2,466 migrants registered by mobile team



443 Boys



115 Girls

Migrant Beneficiaries (Key Figures)



1,190 migrants received NFI



315 migrants received drinking water



3,162 migrants received food



97 shelter beneficiaries



1,899 clinic beneficiaries



432 migrants received psychosocial support



Protection

315 Migrants Interviewed in February

Human Rights Violations Suffered During Migration in Yemen



85 victims of abduction



83 victims of extortion



65 victims of torture



\$434 was the average amount paid by migrants to smugglers



83% of migrants said they had some level of education, 17% said no education



78% of the migrants said they had been in Yemen less than a month

Other Factors Contributing to a Migrant's Vulnerability Level

- 136 unaccompanied minors
- 66 migrants verbally abused
- 61 migrants psychologically abused
- 69 migrants deceived
- 65 migrants robbed
- 84 migrants threatened

Awareness Sessions Conducted

Session	No. of Participants
Risks of irregular migration	560
Personal hygiene	352
IOM services	115
IOM voluntary return assistance	103



Health

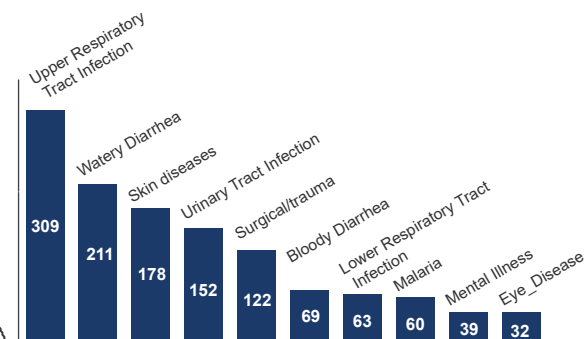


3 Fixed clinics for Migrants

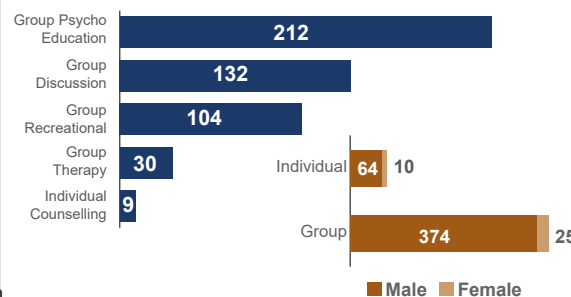


3 Mobile clinics for Migrants

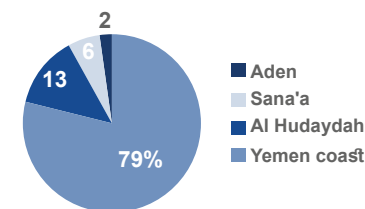
Health: Most Common Diagnosis



Mental Health and Psychosocial Services: Beneficiaries by type of intervention



Clinic Beneficiaries per Location



IOM's migrant assistance projects are regularly supported by the following generous donors:

