



Migrant Registration

3,375 Registered Migrants in February



384 migrants registered at Migrant Response Point (MRP)



2,577 Men



379 Women



2,991 migrants registered by mobile team



385 Boys



34 Girls

Migrant Beneficiaries (Key Figures)



2,268 migrants received NFI



327 migrants received drinking water



3,435 migrants received food



11 shelter beneficiaries



1,524 clinic beneficiaries



354 migrants received psychosocial support



Protection

240 Migrants Interviewed in February

Human Rights Violations Suffered During Migration in Yemen



37 victims of abduction



64 victims of extortion



35 victims of torture



403\$ was the average amount paid by migrants to smugglers



81% of migrants said they had some level of education, 19% said no education

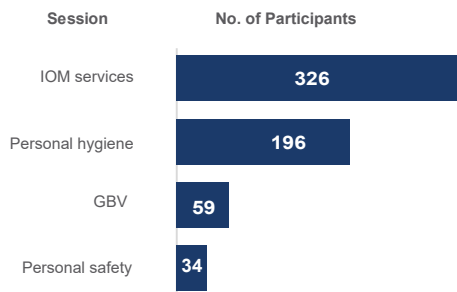


88% of the migrants said they had been in Yemen less than a month

Other Factors Contributing to a Migrant's Vulnerability Level

- 29 unaccompanied minors
- 60 migrants verbally abused
- 32 migrants psychologically abused
- 47 migrants deceived
- 76 migrants robbed
- 79 migrants threatened

Awareness Sessions Conducted



Health

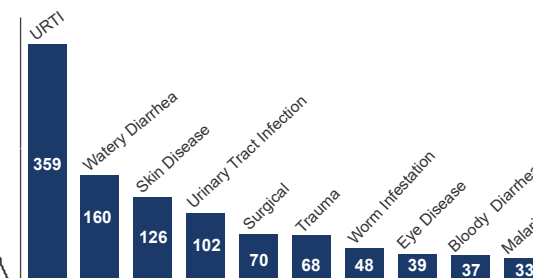


7 Fixed clinics for Migrants

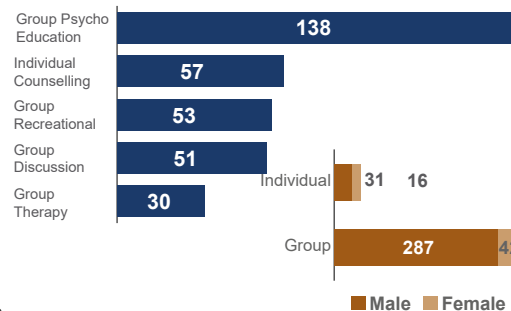


3 Mobile clinics for Migrants

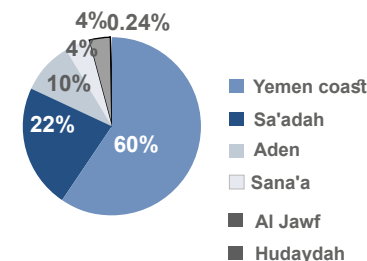
Health: Most Common Diagnosis



Mental Health and Psychosocial Services: Beneficiaries by type of intervention



Clinic Beneficiaries per Location



IOM's migrant assistance projects are regularly supported by the following generous donors:

