



Migrant Registration

4,463 Registered Migrants in March



719 migrants registered at Migrant Response Point (MRP)



3,312 Men



437 Women



3,744 migrants registered by mobile team



642 Boys



72 Girls

Migrant Beneficiaries (Key Figures)



3,212 migrants received NFI



567 migrants received drinking water



5,099 migrants received food



43 shelter beneficiaries



2,154 clinic beneficiaries



696 migrants received psychosocial support



Protection

389 Migrants Interviewed in March

Human Rights Violations Suffered During Migration in Yemen



345\$ was the average amount paid by migrants to smugglers



69 victims of abduction



91% of migrants said they had some level of education, 9% said no education



120 victims of extortion



95% of the migrants said they had been in Yemen less than a month



43 victims of torture

Other Factors Contributing to a Migrant's Vulnerability Level

- 41 unaccompanied minors
- 134 migrants verbally abused
- 60 migrants psychologically abused
- 82 migrants deceived
- 137 migrants robbed
- 145 migrants threatened

Awareness Sessions Conducted

Session	No. of Participants
IOM services	667
Personal hygiene	452
PSEA	134
Personal safety	119



Health

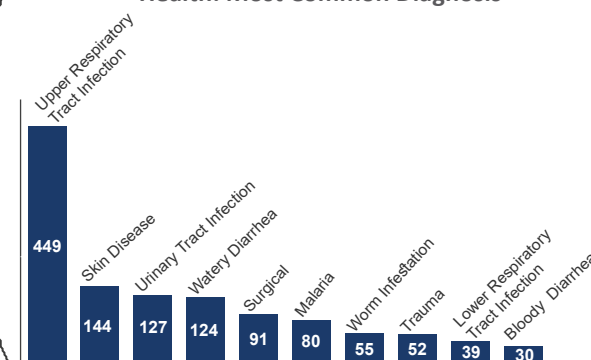


7 Fixed clinics for Migrants

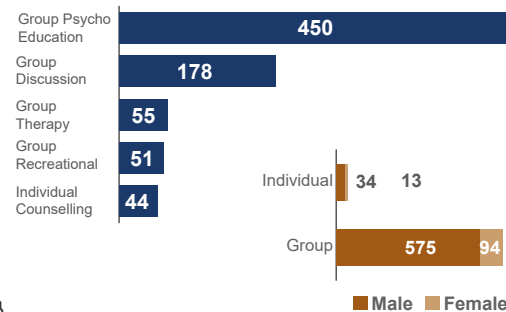


3 Mobile clinics for Migrants

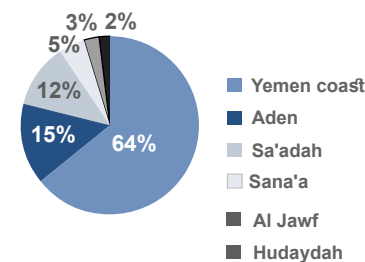
Health: Most Common Diagnosis



Mental Health and Psychosocial Services: Beneficiaries by type of intervention



Clinic Beneficiaries per Location



IOM's migrant assistance projects are regularly supported by the following generous donors:

