





























Technical Specifications

NO	MATERIAL TYPE	DESCRIPTION	REMARKS
I	MAIN BUILDING (GMT) THAT WILL USED TO EC		
1	Door leaf with accessories	For toilet inside of Building	Kindly provide a preliminary sample of materials before commencing on-site work
2	Lighting hold lamp 14 w	For toilet inside of Building	
3	Lighting Phillips F2 TL 1x36W	For toilet inside of Building	
4	Switch	For toilet inside of Building	
5	Faucet	For toilet inside of Building	
6	Hand Washing	For toilet inside of Building	
7	Floor drain	For toilet inside of Building	
8	Handle Door	Main Door (GMT)	
9	Wall painting	for toilet inside of GMT Building	

NO	MATERIAL TYPE	DESCRIPTION	REMARKS
II EXTERNAL TOILET			
10	Reinforcement Steel Ø10	Use for Main reinforcement (Column, Ground Beam and Top Beam)	
11	Reinforcement Steel Ø8	Use for Beugel (Column, Ground Beam and Top Beam)	
12	Steel hollow 100 x 100 x 1mm	Use for terrace Column	
13	Steel hollow 40 x 40 x 1mm	Use for terrace	
14	Finishing with White cement (Plamir)	External Toilet	
15	D01 (2000mm x 1100mm) Wooden frame with leaf Solid core 40mm cover with High Pressured Laminate (HPL) including all accessories.	External Toilet	Kindly provide a preliminary sample of materials before commencing on-site work
16	door type D02 (2000mm x 800mm) Wooden frame with leaf Solid core 40mm cover with High Pressured Laminate (HPL) including all accessories.	External Toilet	Kindly provide a preliminary sample of materials before commencing on-site work
17	Ventilation V01(400mm x 200mm)	External Toilet	Kindly provide a preliminary sample of materials before commencing on-site work
18	Steel hollow 80 x 40 x 1mm	for trusses	
19	HD Plat 5mm	for trusses	
20	Nut Bolt (Baut untuk HD PLAT)	for trusses	

NO	MATERIAL TYPE	DESCRIPTION	REMARKS
21	Steel Channel V TASO 150 - R40.45	for Purling	
22	Zincalum Colorbond 0.42 mm include Screw	External Toilet	Kindly provide a preliminary sample of materials before commencing on-site work
23	Steel hollow 40 x 20 x 0.45 mm for listplank around the roof	External Toilet	Kindly provide a preliminary sample of materials before commencing on-site work
24	listplank galvalume 0.42mm include Screw 3mm around the roof	External Toilet	Kindly provide a preliminary sample of materials before commencing on-site work
25	Ceiling Joist Hollow Galvalum 40x40mm and 20x40mm	External Toilet	
26	Ceiling Calsiboar 6mm	External Toilet	
27	Ceiling Cornice	External Toilet	
28	Rough Tiles 400mm x 400mm	External Toilet	
29	Tiles 400mm x 400mm	External Toilet	
30	Distribution Panel board Complite with all accessories	External Toilet	
31	Downlight lamp 22 W DL190B LED	External Toilet	

NO	MATERIAL TYPE	DESCRIPTION	REMARKS
32	single switches	External Toilet	
33	Cable for Electrical	External Toilet	Kindly provide a preliminary sample of materials before commencing on-site work
34	Water Closet TOTO CW633j	External Toilet	
35	Sprayer (house cook)	External Toilet	
36	Fibreglass, volume 220 ltr	External Toilet	
37	Hand Washing L 38 V1	External Toilet	
38	Floor drain	External Toilet	
39	Rool holder	External Toilet	
40	Faucet	External Toilet	
41	Supply & install PVC Pipe 2"	External Toilet	
42	Supply & install PVC Pipe 3"	External Toilet	

NO	MATERIAL TYPE	DESCRIPTION	REMARKS
43	Supply & install PVC Pipe 4"	External Toilet	
44	Supply & install Accessories pipe	External Toilet	Kindly provide a preliminary sample of materials before commencing on-site work
45	Wall painting (Lily white 8006)	External Toilet	
46	Ceiling painting (white Color)	External Toilet	
47	Steel hollow painting	External Toilet	Kindly provide a preliminary sample of materials before commencing on-site work
48	Plaquet use material Acrylic and Dynabolt 12mm	External Toilet	Kindly provide a preliminary sample of materials before commencing on-site work
49	Name of toilet	External Toilet	Kindly provide a preliminary sample of materials before commencing on-site work
50	Stainless steel for toilet Disability See on the drawing	External Toilet	
III NEW CONSTRUCTION FOR WATER TOWER			
51	Angle steel	Tower Frame	Kindly provide a preliminary sample of materials before commencing on-site work
52	ROTTO 3200 litre	Tower Tank	
53	Polyethylene	Tower Pipe	Kindly provide a preliminary sample of materials before commencing on-site work