



International Organization for Migration (IOM)

The UN Migration Agency

DTM

FLOW MONITORING
SURVEYS ANALYSIS:

PROFILE AND REPORTED
VULNERABILITIES OF MIGRANTS
ALONG THE EASTERN, CENTRAL
AND WESTERN MEDITERRANEAN
ROUTE

APRIL 2019

INTERNATIONAL
ORGANIZATION FOR
MIGRATION (IOM)



Migrants and refugees on the Greek island of Lesbos.

Amanda Nero/IOM 2015

Contact: DTMmediterranean@iom.int - dtmsupport@iom.int

migration.iom.int/europe



from the British people

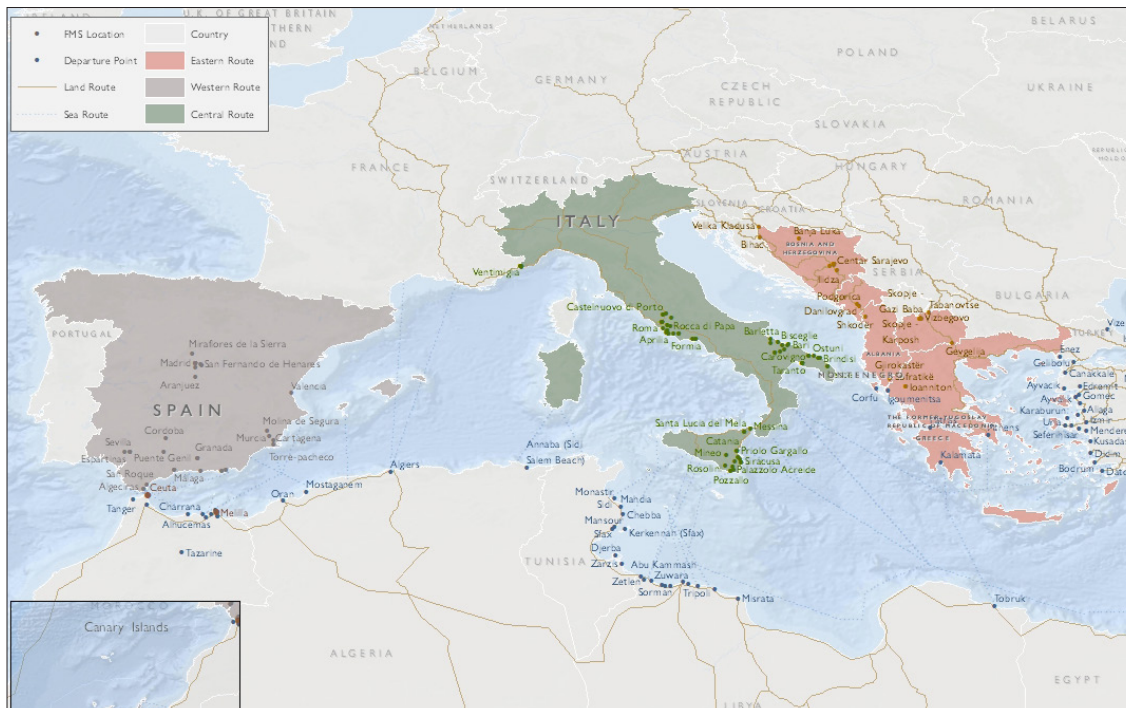
5,328

surveys were conducted in Albania, Bosnia and Herzegovina, Greece, Italy, Montenegro, Spain, and North Macedonia in 2018

CONTENTS

1. [The Flow Monitoring Survey: Human Trafficking, Exploitation and Abuse](#)
2. [Human Trafficking, Exploitation and Abuse along the Central Mediterranean route](#)
3. [Human Trafficking, Exploitation and Abuse along the Eastern Mediterranean route](#)
4. [Human Trafficking, Exploitation and Abuse along the Western Mediterranean route](#)
5. [Context of the Central, Eastern and Western Mediterranean routes](#)
6. [Methodology](#)

Map 1: Flow monitoring points where the Flow Monitoring Surveys were conducted in 2018.



This map is for illustration purposes only. Names and boundaries on this map do not imply official endorsement or acceptance by IOM.



*Migrants and refugees struggle ashore on a Greek beach.
Francesco Malavolta 2016*

ABOUT DTM'S FLOW MONITORING SURVEYS

The flow monitoring surveys (FMS) are part of the IOM's Displacement Tracking Matrix (DTM) activities in the Mediterranean that started in October 2015 and are conducted within the framework of IOM's research on populations on the move through the Mediterranean and Western Balkan Routes to Europe. The collected surveys are regularly analysed and provide information on profiles of migrant and refugees,¹ transit routes and vulnerabilities. All analyses together with the latest information on arrivals to Europe can be accessed via DTM's [Flow Monitoring Europe Geoportal](#).

The survey gathers information on profiles of migrants and refugees, including age, sex, areas of origin, levels of education, as well as employment status before migration, key transit points on their route, the cost of the journey, reasons for moving and intentions.

The revised questionnaire form, used for the surveys in 2018, includes additional questions concerning the expectations of migrants and refugees of the host government/network of co-nationals in the intended destination country, assistance provided during the journey (type and by whom was it provided) and challenges experienced during the journey.

In addition, upon the completion of the [pilot phase in Italy in 2017](#), two indicators on sexual and physical violence were included in the master form used in all countries where data is collected. Information about the questionnaire, sampling and survey implementation can be found in the [Methodology](#) section.

FOCUS OF THE REPORT

In total 6,146 migrants and refugees were approached by data collectors in Albania, Bosnia and Herzegovina, Greece, Italy, Montenegro, Spain and the Republic of North Macedonia between January and October 2018. Out of the total number, 709 migrants and refugees did not consent to participate in the survey, and 14 migrants and refugees were not interviewed because they had participated in the survey previously. These surveys were excluded from the final sample used for the analysis. Additionally, 95 surveys with respondents from Latin America were excluded. The final sample included in the analysis consists of 5,328 valid surveys.

This report presents a comparative analysis of the profiles and experiences of migrants and refugees travelling along the Central (migrants and refugees interviewed in Italy), Eastern (migrants and refugees interviewed in Albania, Bosnia and Herzegovina, Greece, Montenegro and North Macedonia) and Western (migrants and refugees interviewed in Spain) Mediterranean routes.

The report is organized as follows. First, the analysis of personal and observed experiences of human trafficking, exploitation and abuse is presented. Second, the profile of those respondents who answered "yes" to at least one out of the five exploitative practices indicators is shown. These two sections include separate analyses by route. Third, a comparative analysis of the journey experiences and socio-economic characteristic of migrants and refugees travelling along the three routes is outlined.

¹ The term "respondents" refers to migrants and refugees and is used interchangeably throughout the report.

1. FLOW MONITORING SURVEYS: HUMAN TRAFFICKING, EXPLOITATION AND ABUSE

OVERVIEW

The Flow Monitoring Surveys (FMS) gather information on respondents' profiles, including age, sex, areas of origin, levels of education, as well as employment status before migration, key transit points on their route, the cost of the journey, reasons for leaving the place of residence and intended destination(s).

The survey also includes a module that aims to gather data on human trafficking and other exploitative practices that the respondents or other migrants and refugees travelling with them might have experienced on the route. More specifically, tailored set of six questions were included to capture information about whether or not the respondent has, during their journey:

1. Worked or performed activities without getting the expected payment (direct experience);
2. Been forced to perform work or activities against their will (direct experience);
3. Been approached by someone with offers of an arranged marriage (for the respondent or anyone in his/her family) (direct experience);
4. Been kept at a certain location against their will (by persons other than the authorities of the country) (direct experience);
5. Been aware of instances during the journey where migrants and refugees have been approached by people offering cash in exchange for blood, organs or other body parts (observed);
6. Been aware of instances during the journey where migrants and refugees have been forced to give blood, organs or other body parts (observed).

Previously, two questions on physical and sexual violence were added to the survey form that was used to interview migrants and refugees in Italy. In this period of data collection (between January and October 2018), these two questions were included in the survey used in all countries. In particular, questions on physical and sexual violence aim to capture whether a respondent has, during the journey:

7. Experienced physical violence of any sort (direct experience);
8. Been aware of instances where migrants and refugees travelling with him/her have been threatened with sexual violence (observed).

Finally, the survey also included a set of questions related to other types of problems or incidents migrants and refugees may have experienced during the journey, related to the possibility of having experienced robbery, lost/stolen documents, having been without a shelter/place to sleep, having had health or financial problems.

The following section focuses on questions 1, 2, 3, 4 and 7, which are related to respondents' direct experiences. In the context of this analysis, answering "yes" to at least one of these five questions is considered as an indicator related to an individual experience of human trafficking, exploitation and abuse. Questions 5, 6 and 8 refer to observed experiences, and the results are presented separately.

The experiences described in these questions do not aim to identify cases of human trafficking as defined by international and national legal instruments. If interviewers came across respondents who requested further support, they referred these cases to the relevant protection actor.

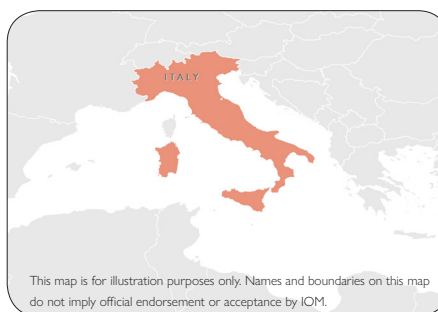
2. HUMAN TRAFFICKING, EXPLOITATION AND ABUSE ALONG THE CENTRAL MEDITERRANEAN ROUTE

SAMPLE

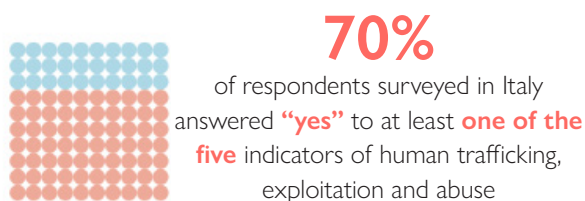
In total, 1,606 surveys were conducted in Italy in 2018. Half of all respondents were from Pakistan (15%), Nigeria (14%), Eritrea² (11%), Côte d'Ivoire (5%) or Bangladesh (5%), while the remaining respondents belonged to 40 different nationalities. The majority of respondents were male (87%) and the median age was 24.

MAIN FINDINGS

- 70% of all respondents interviewed in Italy answered “yes” to at least one of the five direct indicators of human trafficking, exploitation and abuse based on their own direct experience.
- 61% of respondents reported they had experienced physical violence during their journey.
- The share of respondents who reported having experienced directly at least one of the five exploitative practices included in the survey was higher among female respondents in comparison to male respondents (78% vs 69%, respectively).
- 59% of all individuals interviewed responded positively to at least 2 of the 5 direct indicators of human trafficking, exploitation and abuse (59% among males, 62% among females).

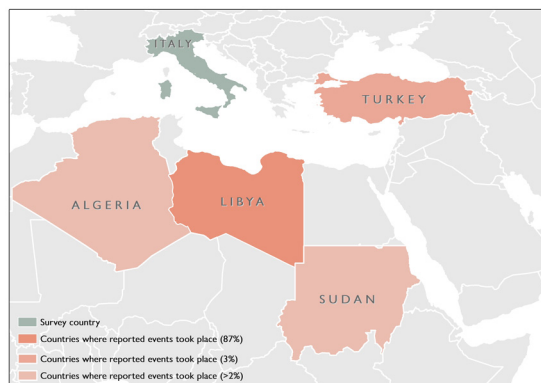


- 37% of all respondents stated they had been forced to work or perform activities against their will and 33% of all respondents reported they had observed someone who had been travelling with them being threatened with sexual violence.
- Events captured by the five direct human trafficking, exploitation and abuse indicators were reported to have taken place mostly in Libya (87% of all reported incidents), followed by Turkey (2.8%), Algeria (2.5%) and Sudan (2.1%).



Events captured by the five indicators of human trafficking, exploitation and abuse were reported to have taken place mostly in **Libya, Turkey, Algeria, and Sudan.**

Map 2: Countries where the majority of the events captured by the five indicators were reported to have taken place.



This map is for illustration purposes only. Names and boundaries on this map do not imply official endorsement or acceptance by IOM.

2 The information on nationality breakdown provided in this report is based on the nationality declared by respondents.

DIRECT EXPERIENCE: BEING HELD AGAINST ONE'S WILL

Fifty-five per cent of all respondents reported they had been held in a location against their will during their journey by armed individuals or groups other than the relevant government authorities.

Male respondents were less likely than female respondents to report they had experienced this type of exploitative practice (53% and 71%, respectively).

The majority of reported events fall into three different categories: kidnapping for ransom, detention by armed individuals or physical restrictions of movement. The majority of these incidents (93%) were reported to have happened in Libya (Tripoli, Bani Walid, Ash Shuwayrif, Sabha, Sabratah, Misrata and other locations on the country's southern border with Niger and Algeria). The remaining seven per cent of the events were reported to have happened in Turkey (3%), the Islamic Republic of Iran (1%), Algeria (1%) and other countries (2%).³

DIRECT EXPERIENCE: HAVING WORKED WITHOUT GETTING THE EXPECTED PAYMENT

Forty-two per cent of all respondents reported they had worked or provided services for someone during their journey without receiving the expected payment. Male respondents were more likely than female respondents to report this type of exploitative practice (45% versus 16%, respectively). Construction, farming, agriculture, and manual labour (in some cases for militias and armed groups) were activities most frequently mentioned by male respondents, while domestic and care work, cleaning and sex work were most frequently cited by female respondents. Most of the reported unpaid work had occurred in Libya (78%), Turkey (8%) and Algeria (7%). The remaining seven per cent reported other countries including Italy, Niger, Greece, Mali, Mauritania, and Sudan.

DIRECT EXPERIENCE: BEING FORCED TO WORK

Thirty-seven per cent of all respondents stated they had been forced to work or perform activities against their will. Male respondents reported having been forced to work more often than females did (39% and 23%, respectively). The majority of the situations categorized as forced labour were reported to have happened in Libya (97%) and the rest in Algeria and Turkey.

The most frequently cited locations in Libya were Tripoli, Bani Walid, Sabha and Sabratah.

In the survey, respondents were also asked about the most common types of forced work. Construction, farming and cleaning services were the most frequently mentioned sectors by male respondents, while housekeeping, domestic work and sex work were mostly reported by female respondents.

DIRECT EXPERIENCES: HAVING EXPERIENCED PHYSICAL VIOLENCE

Sixty-one per cent of all respondents reported having suffered physical violence during the journey. The remaining part reported they had not experienced physical violence (37%) or declined to answer (2%). Physical violence was reported by 60% of male respondents and 67% of female respondents. Eighty-four per cent of all events were reported to have happened in Libya, mainly in Tripoli, Bani Walid, Sabha, Sabratah, and other locations in the desertous areas at the borders with Niger and Algeria and in the coastal areas. The remaining 16 per cent reportedly had happened in the Islamic Republic of Iran (3%), Algeria (2%), Turkey (2%), Niger (2%), Greece (1%) and other transit countries in the Middle East, North Africa and South-Eastern Europe. Regarding the types of violence experienced by migrants and refugees, kidnapping and arbitrary detention, beating, burning, torture with electric wires and systematic deprivation of food and water were among the most frequently cited.

DIRECT EXPERIENCE: OFFERS OF AN ARRANGED MARRIAGE

No individuals interviewed in Italy reported having been offered an arranged marriage.

OTHER OBSERVED EXPERIENCES BY MIGRANTS AND REFUGEES ALONG THE ROUTE

Offers of cash in exchange for blood, organs or body parts

Three male respondents reported that they knew of instances when people on the journey had been approached by someone offering cash in exchange for giving blood, organs or body parts.

³ Individuals interviewed in Italy mostly arrived from Libya. However, there was a small proportion of migrants and refugees who arrived by sea from Turkey and Greece.

Forced to give blood, organs or body parts

Two point six per cent of all respondents (40 males and 2 females) reported that they knew of instances when people had been forced to give either blood, organs or body parts against their will during the journey. In 82% of these cases, the experiences were reported to have taken place in Libya in 82% of the cases (mainly in Bani Walid, Tripoli and Sabha), followed by Sudan (10%). The rest reported the Islamic Republic of Iran, Algeria and India. Sixty-nine per cent of instances of this type of exploitative practice were reported by respondents from Eritrea,⁴ Sudan, Somalia and Bangladesh.

Threatened with sexual violence⁵

Thirty-three per cent of all respondents reported that they had observed someone who had been travelling with them being threatened with sexual violence. The rest of the respondents reported that they had not observed such an event (59%) or declined to answer (8%). More than half of all female respondents reported that they had witnessed threats of sexual violence (53%), compared to 30 per cent of all male respondents. The majority of respondents (85%) reported that they had observed the threats of sexual violence in Libya, followed by those who reported Sudan (10%), Niger (2%) and Algeria (1%). The remaining two per cent reported other countries. Border and desert areas between Libya and Sudan, Niger and Algeria were the most frequently mentioned, as well as Tripoli, Bani Walid and exit/disembarkation locations such as Sabratah.

PROFILE OF MIGRANTS AND REFUGEES WHO ANSWERED “YES” TO AT LEAST ONE OF THE FIVE INDICATORS OF HUMAN TRAFFICKING, EXPLOITATION AND ABUSE BASED ON THEIR DIRECT INDIVIDUAL EXPERIENCE

Nationality

Among the top 10 nationality groups by the number of observations,⁶ Eritrean⁷ and Gambian nationals had the highest share of respondents who answered “yes” to at least one of the five trafficking and other exploitative practices indicators (99%). All but one Eritrean⁸ national and one Gambian national responded positively to at least one of the five questions.

The share of respondents who reported having experienced a situation described in at least one of the five indicators was above 85 per cent among respondents from Nigeria (93%), Guinea (92%), Mali (90%), Côte d’Ivoire (88%) and Bangladesh (85%). Fifty-six per cent of respondents from Pakistan answered “yes” to at least one of the five questions related to human trafficking, exploitation and abuse indicators, 10 per cent of respondents from Iraq and 4 per cent from Algeria.

Among the first 10 nationalities interviewed, Gambian and Eritrean⁹ nationals also have the highest shares of responses to at least two out of the five indicators (95% and 90%, respectively), followed by Guinean (87%), Nigerian (86%), Bangladeshi (78%), Ivorian (78%) and Malian (77%) nationals. However, the shares of respondents from Pakistan, Algeria and Iraq that responded affirmatively to at least two of the five indicators are below the average of the sample as a whole (29%, 2% and 0%, respectively).

⁴ The information on nationality breakdown provided in this report is based on nationality declared by respondents during the interview.

⁵ Due to the sensitivity of the issue and to avoid re-traumatization of respondents, an indirect formulation was chosen for two question related to sexual violence. For more information on these two question see Methodology section.

⁶ The top 10 nationality groups have at least 49 observations.

⁷ The information on nationality breakdown provided in this report is based on nationality declared by respondents during the interview.

⁸ Ibid.

⁹ Ibid.

Age

The mean age of migrants and refugees responding positively to at least one out of the five indicators was 24.8.

There were no substantial differences in the mean age between male and female respondents who answered "yes" to at least one of the five indicators (24.8). On average, respondents who answered negatively to all exploitative practices questions were slightly older than those who answered positively (mean age 26).

Sex

Female respondents were more likely than male respondents to answer "yes" to at least one of the five indicators (78% vs. 69%, respectively). However, there were variations by sex when looking at the indicators individually. Male respondents were more likely than female respondents to report having worked without getting the expected payment (45% vs 16%) and having been forced to perform work against their will (39% vs 23%). Female respondents were more likely to report having been kept in a certain location against their will (71% vs 53%) and having experienced physical violence (67% and 60%, respectively).

Travel mode

Respondents who were travelling with a group of non-family members were more likely than respondents who were travelling alone or with family members to answer "yes" to at least one of the five exploitative practices indicators. Among those respondents who were travelling with non-family members 81% answered "yes" to at least one of the five indicators, while among those who were travelling alone 69% answered "yes" and among those who were travelling with family members 67% answered "yes".

Length of the journey

Longer periods spent in transit from one country to the next were associated with a higher share of responses to at least one of the trafficking and other exploitative practices indicators. The highest rates of responses were registered among respondents who had spent more than one year in transit (87% in total, 88% among males and 80% among females) and between six

months and one year (83% in total, 82% among males and 89% among females). The lowest share of positive responses was registered among migrants and refugees who had travelled for less than one month (21% in total, 19% among males and 62% among females).

Migrants and refugees who primarily (80%) departed from Libya after having spent more than one year, in the country also reported high share of positive responses (78% in total, 77% among males and 81% among females).

Consistently, migrants and refugees whose journeys started more recently were those with the lowest share of positive responses. Migrants and refugees who had been travelling for less than two weeks before the interview responded positively in 53 per cent of the cases, compared to 72 per cent of the cases for those who left between two weeks and three months prior the interview. Seventy-three per cent among those who left between three and five months prior to the interview and 79 per cent among those who left more than six months prior to the interview responded positively.

Internal mobility and onward migration¹⁰

A small proportion of all respondents (1%, 15 observations) reported having moved internally in their own country before starting the journey towards Europe. Respondents who reported having moved internally included Guinean, Nigerian, Libyan nationals, among others. Overall, these respondents reported a similar level of vulnerability to exploitative practices as migrants and refugees who had not moved internally, with 67 per cent of those who had moved internally prior to the departure responding positively to at least one out of the five indicators of exploitative practices.

Additionally, onward migration – having spent one year or more in a country different from that of origin before moving towards Europe – was reported by 51 per cent of respondents. Migrants and refugees who engaged in secondary migration and departed from Libya (80% of the cases) had higher shares of positive responses to the exploitative indicators in comparison to migrants who moved from their countries of origin without spending more than one year in a third country (83% versus 57%).

¹⁰ In this report, onward migration means that a respondent has spent one year or more in a country different from that of origin before moving onwards to Europe. In these cases, the departure country is different from that of origin and transit countries are recorded by DTM data collectors from the departure country until arrival.

3. HUMAN TRAFFICKING, EXPLOITATION AND ABUSE ALONG THE EASTERN MEDITERRANEAN ROUTE

SAMPLE

The total number of 2,381¹¹ surveys were conducted in Albania, Bosnia and Herzegovina, Greece, Montenegro and the Republic of North Macedonia between January and October 2018. Thirty per cent of all respondents were from the Islamic Republic of Iran, 14 per cent from the Syrian Arab Republic, 13 per cent from Pakistan, 10 per cent from Afghanistan, 9 per cent from Iraq and the remaining 26 per cent were from 30 different nationalities.¹² The majority (83%) of all respondents were male and the median age was 27 years.



MAIN FINDINGS

- 10% of all respondents travelling along the Eastern Mediterranean route answered “yes” to at least one of the five human trafficking, exploitation and abuse indicators based on their own direct experience.
- 4% of respondents reported they had experienced physical violence during their journey.
- Male respondents were more likely than female respondents to answer “yes” to at least one of the five exploitative practices indicators included in the survey (11% vs. 7% respectively).
- 1% of all migrants responded positively to at least two out of the five indicators of human trafficking, exploitation and abuse.
- 0.5% of all respondents stated they had been forced to work or perform activities against their will and 0.3% of all respondents reported that they had observed someone who had been travelling with them being threatened with sexual violence.
- Events captured by the five indicators were reported to have taken place primarily in Turkey (44% of all reported incidents) and Greece (35%). 6% of respondents reported North Macedonia, 2% reported Montenegro and the rest reported other countries.

10% of respondents surveyed in Albania, Bosnia and Herzegovina, Greece, Montenegro and North Macedonia answered “yes” to at least **one of the five** human trafficking, exploitation and abuse indicators

Events captured by the five indicators were reported to have taken place mostly in **Turkey, Greece and North Macedonia.**

Map 4: Countries where the majority of the events captured by the five indicators were reported to have taken place.



This map is for illustration purposes only. Names and boundaries on this map do not imply official endorsement or acceptance by IOM.

¹¹ The total sample of 2,381 surveys includes surveys from a previous version of the FMS form that did not include the question regarding physical violence (709 surveys). For the calculation of the cumulative indicator of positive response to one out of the five indicators, these 709 were excluded from the analysis.

¹² Turkish, Bangladeshi, Egyptian, and Tunisian nationals were among other nationalities surveyed.

DIRECT EXPERIENCE: BEING HELD AGAINST ONE'S WILL

One per cent of all respondents reported that they had been held in a location against their will during their journey, by armed individuals or groups other than the relevant government authorities. This type of exploitative practice was reported mostly by male respondents.

Migrants reported they had been held against their will mostly in Turkey (36%), Greece (24%) and the Republic of North Macedonia (15%). The rest reported other countries such as Montenegro, Bosnia and Herzegovina, the Islamic Republic of Iran and Serbia.

The most commonly reported locations in Turkey were Izmir and Istanbul and in Greece in Lesbos.

DIRECT EXPERIENCE: HAVING WORKED WITHOUT GETTING THE EXPECTED PAYMENT

Five per cent of all respondents reported that they had worked or provided services for someone during their journey without receiving the expected payment. Male respondents were more likely than female respondents to report this type of exploitative practice (6% versus 2%, respectively).

Construction, agriculture and work at textile factories were activities most frequently mentioned by respondents. Most of the reported unpaid work had happened in Turkey (48%) and Greece (44%). The remaining eight per cent reported other countries including the Islamic Republic of Iran, Sudan, Pakistan, Iraq and Bulgaria.

The most commonly reported locations in Greece were Athens and Thessaloniki, while in Turkey, Istanbul was most reported.

DIRECT EXPERIENCE: BEING FORCED TO WORK

Seven individuals of all respondents stated that they had been forced to work or perform activities against their will. All instances were reported by male respondents. Construction and cleaning services were the most frequently mentioned sectors. Respondents reported that they had been forced to work in Albania, Kingdom of Saudi Arabia, Serbia and Turkey.

DIRECT EXPERIENCES: OFFERS OF AN ARRANGED MARRIAGE

Zero point two per cent of respondents (five individuals) reported that they had been approached by someone who offered an arranged marriage to themselves or to a close family member.

Out of the five respondents who reported this instance, three were female and two were male respondents. Two respondents reported that they had been offered an arranged marriage in Greece and three in Turkey.

DIRECT EXPERIENCES: HAVING EXPERIENCED PHYSICAL VIOLENCE

Four per cent of respondents reported having suffered from physical violence during the journey. The remaining part of the respondents reported they had not experienced physical violence (93%) or declined to answer (3%).

There were no differences between male and female responses in terms of the likelihood of reporting having experienced physical violence (4% of male and 4% of female respondents).

Thirty-six per cent of all events were reported to have occurred in Turkey (Izmir, Istanbul, border with the Syrian Arab Republic and the Islamic Republic of Iran), followed by Greece (17%) and North Macedonia (10%). The rest reported other countries including Albania, Bulgaria, Bosnia and Herzegovina, Montenegro and Serbia.

Regarding the types of violence experienced by migrants, beatings were among the most frequently cited.

OTHER OBSERVED EXPERIENCES BY MIGRANTS AND REFUGEES ALONG THE ROUTE

Offers of cash in exchange for blood, organs or body parts

Three male respondents reported that they knew of instances where people on the journey had been approached by someone offering cash in exchange for giving blood, organs or body parts.

Forced to give blood, organs or body parts

Zero point one per cent of all respondents (3 male respondents) reported that they knew of instances where people had been forced to give either blood, organs or body parts against their will during the journey.

Threatened with sexual violence

Zero point three per cent of all respondents (4 individuals) reported that they had observed someone who had been travelling with them being threatened with sexual violence, while three per cent declined to answer and the rest reported that they had not experienced or observed such an instance. All respondents who reported that they had experienced or observed sexual violence were male and all reported this had happened in Turkey.

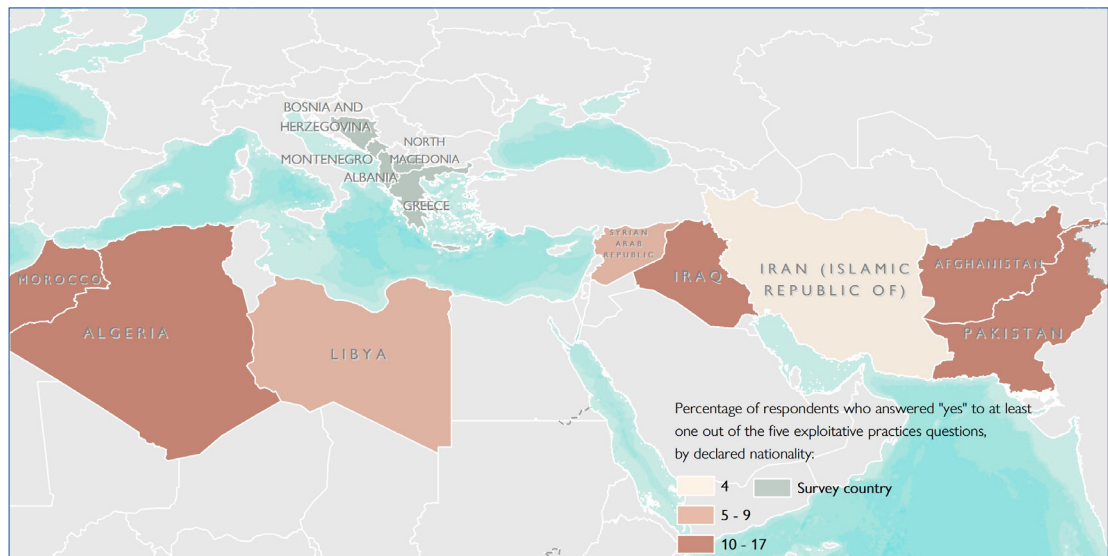
PROFILE OF MIGRANTS AND REFUGEES WHO ANSWERED “YES” TO AT LEAST ONE OF THE FIVE HUMAN TRAFFICKING, EXPLOITATION AND ABUSE QUESTIONS, BASED ON THEIR DIRECT INDIVIDUAL EXPERIENCE

Nationality

Among the top ten national groups by the number of observations,¹³ Pakistani nationals had the highest share of respondents who answered “yes” to at least one of the five trafficking and other exploitative practices questions (17%). The share of respondents who reported having experienced at least one of the five trafficking and other exploitative practices question was above 10 per cent among respondents from Afghanistan (14%), Morocco (14%), Iraq (13%) and Algeria (12%). Nine per cent of respondents from the Syrian Arab republic answered positively, 8 per cent from Libya and 4 per cent from the Islamic Republic of Iran.

Among the top 10 nationalities, two per cent of respondents from the Syrian Arab Republic, two per cent of respondents from Afghanistan and one per cent of respondents from Pakistan responded to at least two of the five trafficking and other exploitative practices indicators.

Map 5: Main nationalities of individuals interviewed in Albania, Bosnia and Herzegovina, Greece, Montenegro and North Macedonia who answered “yes” to at least one out of the five human trafficking, exploitation and abuse indicators.



¹³ The top 10 nationality groups have at least 46 observations.

Age

The average age of migrants answering "yes" to at least one of the five indicators was 27 years.

On average, female respondents who answered positively were slightly older than male respondents (32.8 and 27.1, respectively).

Respondents who reported that they had not experienced any of the exploitative practices indicators were slightly older than respondents who answered positively (average age 28.8).

Sex

Male respondents were more likely than female respondents to answer "yes" to at least one of the five indicators (11% vs 7%, respectively). However, there were variations by sex when looking at each indicator separately. Male respondents were more likely than female respondents to report having worked without receiving the expected payment, have been forced to perform work against their will, and having been kept at a certain location against their will. Female respondents were more likely than male respondents to report having been offered an arranged marriage. Equal shares of female and male respondents reported having experienced physical violence.

Travelling mode

Migrants who were travelling with a group of non-family members were more likely than respondents who were travelling alone or with family members to respond positively to at least one of the five exploitative practices indicators.

Twelve per cent of all respondents who were travelling with non-family members responded positively to at least one of the five indicators, in comparison to nine per cent of respondents who were travelling alone and nine per cent of respondents who were travelling with family members.

Longer periods spent in transit were associated with a higher share of positive responses to at least one of the trafficking and other exploitative practices indicators.

The highest rates of positive responses were observed among migrants who had spent more than one year (28%) and between six months and one year (16%) in transit.

In comparison, only nine per cent of respondents who were travelling between three and six months answered positively, six per cent of those who travelled between one and three months and eight per cent of those who travelled less than one month.

Internal mobility prior to the journey and onward migration¹⁴

A small proportion of respondents reported that they had moved internally in their countries of origin or habitual residence (19 respondents). Among these respondents were migrants from Turkey, the Syrian Arab Republic, the Islamic Republic of Iran and other countries. Out of all respondents who had moved internally, 26 per cent reported that they had experienced situations described in at least one of the five indicators.

Respondents who engaged in secondary migration – having spent one year or more in a country different from that of their origin before moving towards Europe – had a higher share of respondents who answered positively to the human trafficking, exploitation and abuse indicators (30% among those who engaged in secondary migration vs. 8% of those who did not engage).

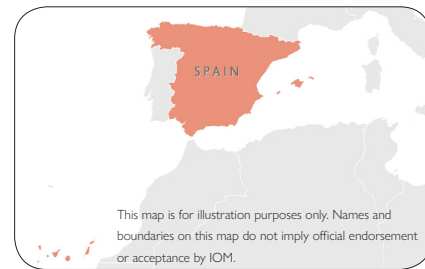
Length of the journey

¹⁴ In this report, secondary migration means that a respondent has spent one year or more in a country different from that of origin before moving onwards to Europe. In these cases, the departure country is different from that of origin and transit countries are recorded by DTM data collectors from the departure country until arrival.

4. HUMAN TRAFFICKING, EXPLOITATION AND ABUSE ALONG THE WESTERN MEDITERRANEAN ROUTE

SAMPLE

1,341 surveys were conducted in Spain in 2018¹⁵. Twenty-nine per cent of all respondents were from Guinea, 19 per cent from Mali, 14 per cent from Côte d'Ivoire, 6 per cent from Cameroon, 6 per cent from Senegal and the remaining 26 per cent belonged to thirty different nationalities.¹⁶ The median age was 24 and the majority were male (89%)¹⁷.



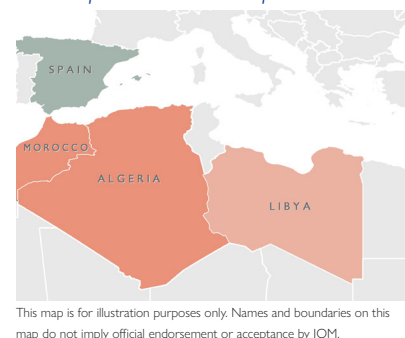
MAIN FINDINGS

- **48%** of all respondents travelling along the Western Mediterranean route answered “yes” to at least one of the five human trafficking, exploitation and abuse indicators based on their own direct experience.
- **41%** of respondents reported they had experienced physical violence during their journey.
- The share of respondents who reported at least one of the five indicators included in the survey was higher among male respondents in comparison to female respondents (49% among adult male vs 40% among adult female respondents, respectively).
- **21%** of all migrants responded positively to at least two out of the five indicators of human trafficking, exploitation and abuse indicators (22% among adult males, 12% among adult females).
- **7%** of all respondents stated that they had been forced to work or perform activities against their will and **8%** reported that they had observed someone who had been travelling with them being threatened with sexual violence.
- Additionally, **2.7%** of respondents reported that a family member travelling with him/her experienced a situation described by one of the five human trafficking, exploitation and abuse indicators (2% among males, 7% among females).
- Events captured by the five indicators were reported to have taken place primarily in **Morocco** (46% of all cases), **Algeria** (39%) and **Libya** (4%) and 11% of events were also reported in **Mali, Niger, Mauritania** and other countries of transit.



Events captured by the five indicators were reported to have taken place mostly in **Morocco, Algeria** and **Libya**.

Map 6: Countries where the majority of the events captured by the five indicators were reported to have taken place.



¹⁵ Children between 14 and 17 were not interviewed in Spain.

¹⁶ Moroccan, Gambian, Mauritanian and Nigerian nationals were among other nationalities surveyed.

¹⁷ No children between 14 and 17 were interviewed in Spain.

DIRECT EXPERIENCE: BEING HELD AGAINST ONE'S WILL

Thirteen per cent of all respondents reported that they had been held in a location against their will during their journey by armed individuals or groups other than the relevant government authorities. Adult male migrants reported this type of exploitative practice more often than adult women (14% and 7% respectively).

The majority of reported events fall into three different categories: kidnapping for ransom, detention by armed individuals or physical restrictions of movement.

Approximately half of these incidents (53%) were reported to have happened in southern areas of Algeria, including Tamanrasset and Timiaouine and slightly more than a quarter were reported to have taken place in Morocco (27%). The rest of the instances were reported in Libya, Mali, Niger and other countries.

DIRECT EXPERIENCE: HAVING WORKED WITHOUT GETTING THE EXPECTED PAYMENT

Eighteen per cent of all respondents reported that they had worked or provided services for someone during their journey without receiving the expected payment. Adult male respondents were more likely than adult female respondents to report this type of exploitative practice (19% versus 9%, respectively).

Construction, fishing and cleaning were activities most frequently mentioned by respondents. Most of the reported unpaid work had happened in Algeria (56%) and Morocco (31%), with the rest of the instances reported in Libya, Mali and Mauritania.

DIRECT EXPERIENCE: BEING FORCED TO WORK

Seven per cent of all respondents stated that they had been forced to work or perform activities against their will.

More adult male respondents reported that they had been forced to work than adult female respondents (7% and 4% respectively).

Forty-eight per cent of respondents reported that they had been forced to work in Algeria (mainly in Tamanrasset, Timiaouine and Maghnia) and the rest reported Morocco (Nador, Tanger) and Mali (Bamako and Gao).

Construction, farming and cleaning services were the activities most frequently mentioned. Six female respondents who reported that they had been forced to work did not disclose the exact type of activity they had been forced to do.

DIRECT EXPERIENCES: OFFERS OF AN ARRANGED MARRIAGE

Sixteen respondents reported that they or their close family members had been offered an arranged marriage. Most of those reporting this instance were women (9% of all female respondents, mainly from Cote d'Ivoire, Guinea and Nigeria), while only three adult men from Guinea and Mali reported this experience.

DIRECT EXPERIENCES: HAVING EXPERIENCED PHYSICAL VIOLENCE

Forty-one per cent of respondents reported having suffered from physical violence during the journey. The remaining respondents reported that they had not experienced physical violence (58%) or declined to answer (1%). Physical violence was reported by 42% of adult male and 30 per cent of adult female respondents. Sixty-two per cent of all events were reported to have happened in Morocco (Nador, Tanger, Rabat, Casablanca, Oujda), followed by Algeria (27%), Libya, Mali and other countries. Regarding the types of violence experienced by migrants, beatings, kidnapping by Tuareg groups¹⁸ in desert/border areas, beatings during robberies in big cities and violence by smuggling groups close to embarkation locations in Northern Morocco and Algeria were among the most frequently cited.

OTHER OBSERVED EXPERIENCES BY MIGRANTS ALONG THE ROUTE

Offers of cash in exchange for blood, organs or body parts

Two point seven per cent of all respondents reported that they knew of instances where people on the journey had been approached by someone offering cash in exchange for giving blood, organs or body parts. Only two female migrants reported this observation, out of a total of thirty-six migrants.

¹⁸ Berber-speaking nomadic pastoralists inhabiting areas in North and West Africa. It is not an intention of the survey to profile smuggling groups.

Forced to give blood, organs or body parts

Seven male respondents reported that they knew of instances when people had been forced to give either blood, organs or body parts against their will during the journey.

Forty-six per cent of respondents reported these events to have taken place in Morocco (mainly in Nador and Tanger), followed by 35% of respondents who reported Algeria (Algier and Oran), Nigeria and Libya. Seventy per cent of all instances were reported by migrants from Cameroon, Mali, Guinea and Côte d'Ivoire.

Threatened with sexual violence

Eight per cent of all respondents reported that they had observed someone who had been travelling with them being threatened with sexual violence. The rest of the respondents reported that they had not observed such an event (90.5%) or declined to answer (1.5%). More adult women reported that they had witnessed threats of sexual violence than adult men (24% and 6%, respectively).

The majority of respondents (42%) reported that they had observed threats of sexual violence in Morocco, followed by those who reported Algeria (29%), Niger (9%), and Libya (8%). The rest reported other countries.

The rest reported other countries. Border and desert areas between Morocco, Algeria and Niger were the most frequently mentioned, as well as exit/disembarkation locations such as Nador and Tanger in Morocco.

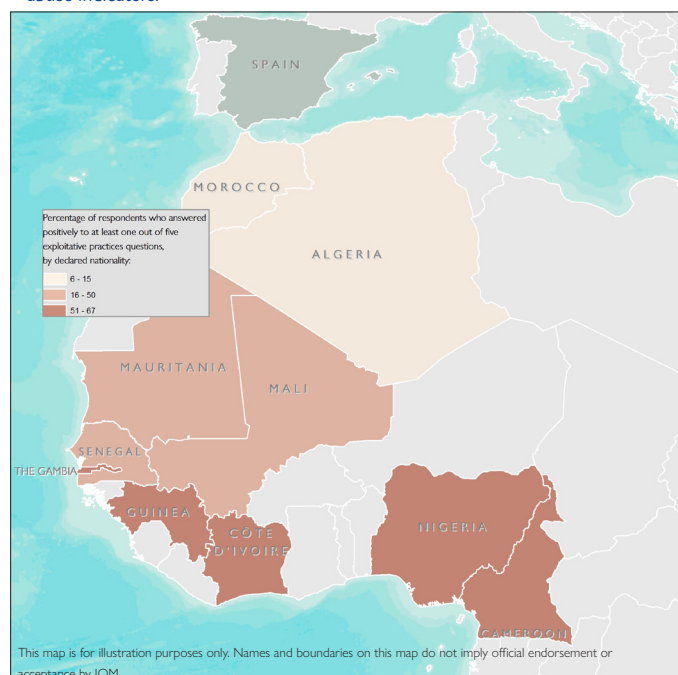
PROFILE OF MIGRANTS WHO ANSWERED "YES" TO AT LEAST ONE OF THE FIVE TRAFFICKING AND OTHER EXPLOITATIVE PRACTICES QUESTIONS, BASED ON THEIR DIRECT INDIVIDUAL EXPERIENCE

Nationality

Among the top 10 national groups,¹⁹ migrants from Cameroon, the Gambia and Guinea were those with the highest shares of positive responses to one of the five exploitative practices questions (67%, 65% and 62%, respectively) while the lowest share of positive responses were among migrants from Mauritania (24%), Algeria (13%) and Morocco (6%).

Migrants from Cameroon (40%), Guinea (28%) and the Gambia (20%) also had the highest shares of respondents who answered positively to at least two of the five exploitative practices questions.

Map 7: Main nationalities of individuals interviewed in Spain who answered positively to at least one of the five human trafficking, exploitation and abuse indicators.



¹⁹ The top 10 nationality groups have at least 35 observations.

Age

The average age of migrants responding positively to at least one of the four indicators was 23.5 and the median age was 22. Male migrants who responded positively were on average two years younger than female migrants (23 versus 25). Among those who did not respond positively to the exploitative practices questions, the average age was 25 years.

Sex

Male migrants responded positively to at least one of the five indicators more often than female, with a difference of nine percentage points (49% versus 40%). However, female respondents were more likely to respond positively to the question that pertains to offers of arranged marriage and to the observed experience of threats of sexual violence. Male migrants were also more likely to respond positively to at least two of the five indicators in comparison to women (22% vs. 12%).

Travelling mode

There were no significant differences in positive responses to at least one of the five indicators between migrants who were travelling alone and those who were travelling with a group of family or non-family members (49% vs 46%).

The situation, however, changes when looking at the breakdown among female and male respondents. While women who were travelling with family members had a lower share of positive responses to the exploitative practices indicators, men who were travelling with family members had higher shares of positive responses.

Twenty-eight per cent of female respondents who were travelling with family members responded positively, in comparison to 40 per cent of women who were travelling alone and 52 per cent of women who were travelling with non-family members.

Fifty-six per cent of male respondents who were travelling with family members answered "yes" to at least one of the five indicators, while half of male respondents who were travelling alone answered positively and 44 per cent of male respondents who travelled with a group of non-family members.

Length of the journey

Longer periods spent in transit from one country to the next are associated with a higher share of positive responses to at least one of the trafficking and other exploitative practices indicators.

Migrants who spent more than one year in transit had a higher share of respondents who answered positively to at least one of the five indicators (63%), while the share was 59 per cent for respondents who spent between six months and one year in transit. The lowest share of positive responses was among migrants who travelled for less than one month (20% in total) and among migrants with no transit country, mainly Moroccan and Algerian (10%) nationals.

Consistently, migrants whose journeys started more recently were those with the lowest share of positive responses. Migrants who had been travelling for less than two weeks prior to the survey responded positively in 12 per cent of the cases, compared to 24 per cent of the cases for those who had left between two weeks and three months prior to the interview, 45 per cent among those who left between three and five months prior to the survey, and 62 per cent among those who left more than six months prior to the interview.

Internal mobility and secondary migration²⁰

Although the share of migrants who had moved internally in their own country (among these countries were before Cote d'Ivoire, Guinea, Morocco, Mali and the Gambia) starting the journey towards Europe was small (3.5%), they have a higher vulnerability to exploitative practices than migrants who had not moved internally, with 65 per cent of those who had moved internally responding positively to at least of the five indicators of exploitative practices.

Additionally, secondary migration – having spent one year or more in a country different from that of origin or habitual residence before moving towards Europe – was reported by 4 per cent of all respondents and was associated with higher shares of positive responses to the exploitative indicators in comparison with migrants who moved from their countries of origin or habitual residence directly (57% vs 48%).

²⁰ In this report, secondary migration means that a respondent has spent one year or more in a country different from that of origin before moving onwards to Europe. In these cases, the departure country is different from that of origin and transit countries are recorded by DTM data collectors from the departure country until arrival.

5. CONTEXT OF THE CENTRAL, EASTERN AND WESTERN MEDITERRANEAN ROUTES

Different characteristics of the journey to Europe and of the migrants' profiles interviewed on the Central, Eastern, and Western Mediterranean routes can explain the observed differences in the rates of answers to the human trafficking, exploitation and abuse indicators.

NATIONALITY

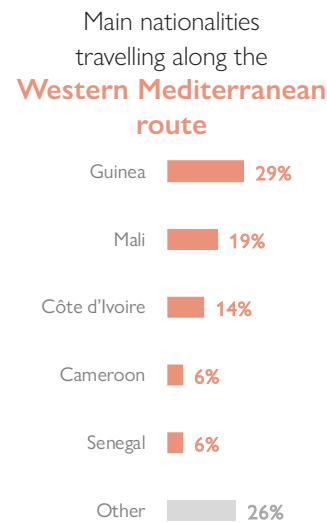

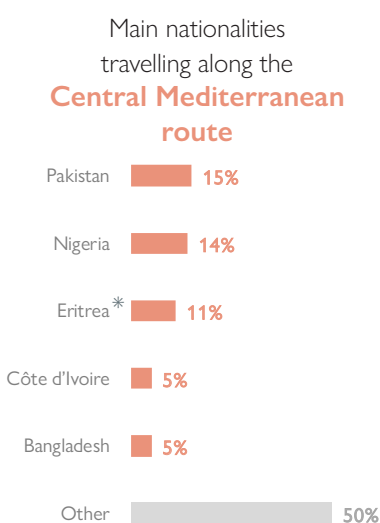
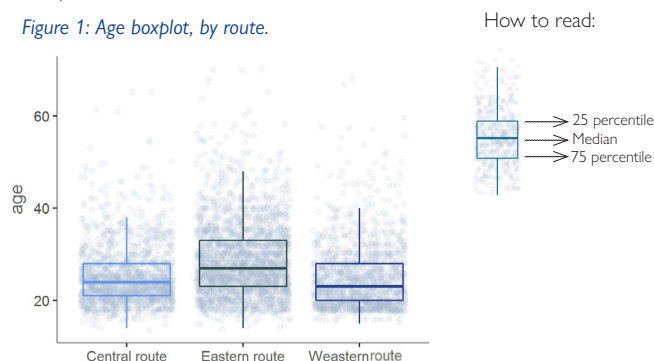
The main nationalities travelling along the three routes are different. Half of all respondents travelling along the Central Mediterranean route were from Pakistan (15%), Nigeria (14%), Eritrea²¹ (11%), Côte d'Ivoire (5%) and Bangladesh (5%), while the rest of the respondents belonged to 40 different nationalities. Thirty per cent of all respondents travelling along the Eastern Mediterranean route were from the Islamic Republic of Iran, 14 per cent from the Syrian Arab Republic, 13 per cent from Pakistan, 10 per cent from Afghanistan, 9 per cent from Iraq and the remaining 26 per cent were from 30 different nationalities. Twenty-nine per cent of all respondents surveyed in Spain were from Guinea, 19 per cent from Mali, 14 per cent from Côte d'Ivoire, 6 per cent from Cameroon, 6 per cent from Senegal, and the remaining 26 per cent belonged to thirty different nationalities.²²

AGE AND SEX

Respondents travelling along the Eastern Mediterranean route were slightly older, in comparison to the respondents travelling along the Central and Western Mediterranean routes. The average age of respondents travelling along the Eastern Mediterranean route was 27, while the average age of respondents surveyed in Italy was 24 and in Spain 23.

Male respondents comprised the largest share of migrants travelling along the three routes (89% on the Western, 87% on the Central and 83% on the Eastern route).

Figure 1: Age boxplot, by route.



²¹ The information on nationality breakdown provided in this report is based on nationality declared by migrants during the interview.

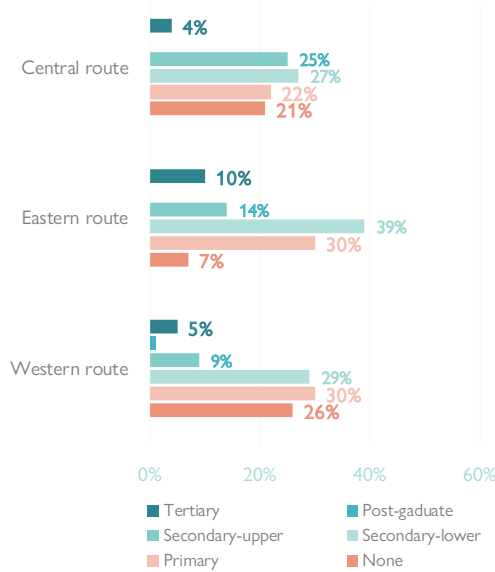
²² Spain has signed bilateral [Readmission Agreement](#) with Morocco in 2012, in which Morocco agrees to readmit all foreign nationals who entered Spain through its territory. Another [Protocol on individuals' circulation](#) was also signed between Spain and Algeria in 2002 (came into force since 2004) in which both parties agreed to the readmission of their nationals irregularly present in each of the countries. This partially explains the underrepresentation of these two nationalities in the sample. DTM data collectors are less likely to meet these migrants during their visits to the different types of reception centres.

* The information on nationality breakdown provided in this report is based on nationality declared by migrants during the interview.

EDUCATION LEVEL

A larger share of migrants travelling along the Eastern Mediterranean route reported having completed tertiary education, in comparison to migrants interviewed in Spain and Italy (10% vs 5% and 4%, respectively). Respondents surveyed in Spain and Italy had the highest shares of migrants who reported not having completed any formal level of education (26% and 21%, respectively).

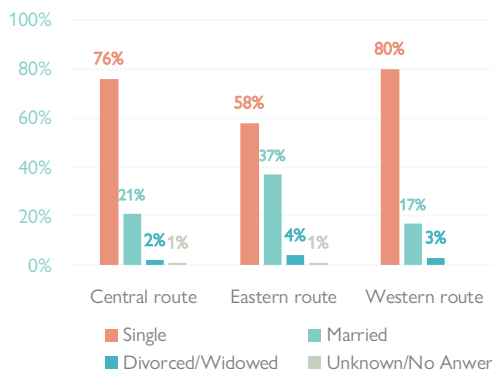
Figure 2: Percentage of respondents by level of education and route.



MARITAL STATUS

Migrants interviewed in Italy and Spain predominantly reported being single (76% and 80%, respectively). In contrast to that, respondents who arrived to Europe through the Eastern Mediterranean route were more likely to be married, as reported by 37 per cent of the interviewed individuals (21% in Italy and 17% in Spain).

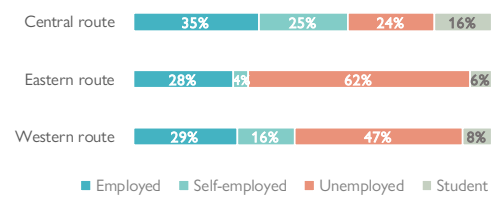
Figure 3: Percentage of respondents by marital status and route.



EMPLOYMENT STATUS BEFORE DEPARTURE

Respondents surveyed in Italy had the lowest share of migrants who reported that they had been unemployed at the time of departure from their countries of origin or habitual residence (24%, in comparison to 62% on the Eastern route and 47% on the Western route).

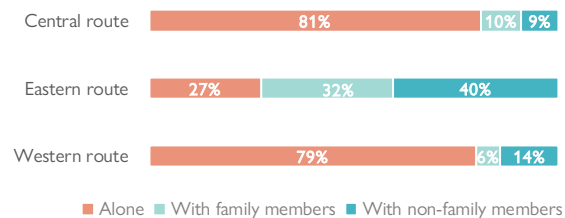
Figure 4: Percentage of respondents by employment status at the time of departure and route.



TRAVEL

Migrants travelling along the Eastern Mediterranean route were less likely to travel alone, in comparison to migrants surveyed in Italy and Spain (27% vs 81% and 79%, respectively). Approximately one third of interviewed migrants who arrived through the Eastern Mediterranean route travelled with their family members.

Figure 5: Percentage of respondents who were travelling alone/with a group of family members/non-family members, by route.



INTERNAL MOBILITY AND ONWARD MIGRATION²³

Migrants surveyed in Spain had the highest share of respondents who reported that they had been internally displaced in their countries of origin or habitual residence before starting their journey towards Europe (3.6%, in comparison to 0.9% among those who were surveyed in Italy and 1.5% among those travelling along the Eastern Mediterranean route).

Half of all migrants surveyed in Italy reported they had engaged in secondary migration, in comparison to 13 per cent on the Eastern Mediterranean route and 4 per cent on the Western Mediterranean route.

²³ In this report, onward migration means that a respondent has spent one year or more in a country different from that of origin before moving onwards to Europe. In these cases, the departure country is different from that of origin and transit countries are recorded by DTM data collectors from the departure country until arrival.

REASONS FOR LEAVING COUNTRIES OF ORIGIN OR HABITUAL RESIDENCE

In the survey, migrants were asked to choose among a set of possible options for the first and second most important reasons for leaving their countries of origin. Respondents surveyed in Italy had the highest share of migrants who reported that they had left countries of origin because they had experienced personal violence²⁴ there (62% reported personal violence as their most-important reason for leaving).

No major differences are observed in the percentages of those who reported their reasons for leaving being related to war and conflict in the origin/departure country (19% of migrants interviewed in Italy, 18% of those who arrived to Europe across the Eastern Mediterranean route and 15% in Spain).

Respondents travelling along the Eastern and Western Mediterranean routes were more likely than respondents travelling along the Central Mediterranean route to report economic reasons for leaving their countries of origin as their most important reason for leaving (41% and 41% vs 12%, respectively).

Respondents travelling along the Eastern Mediterranean route were also more likely than respondents travelling along the Central and Western routes to report economic reasons as the second-most important reason influencing their decision to leave (42% vs 13% and 21%).

Figure 6: Percentage of respondents by the first-most important reason for leaving countries of origin and by route.

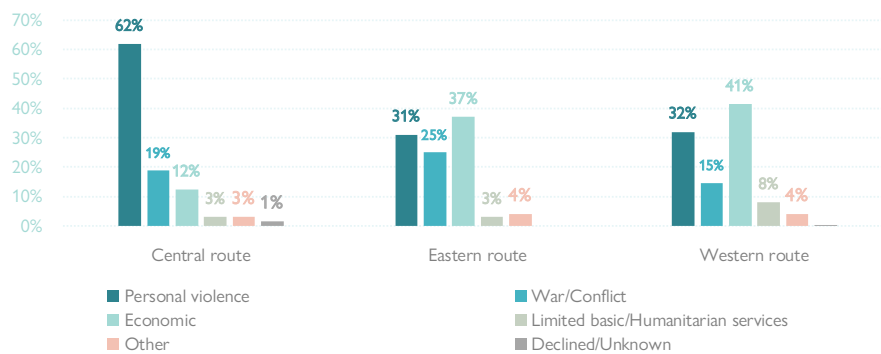
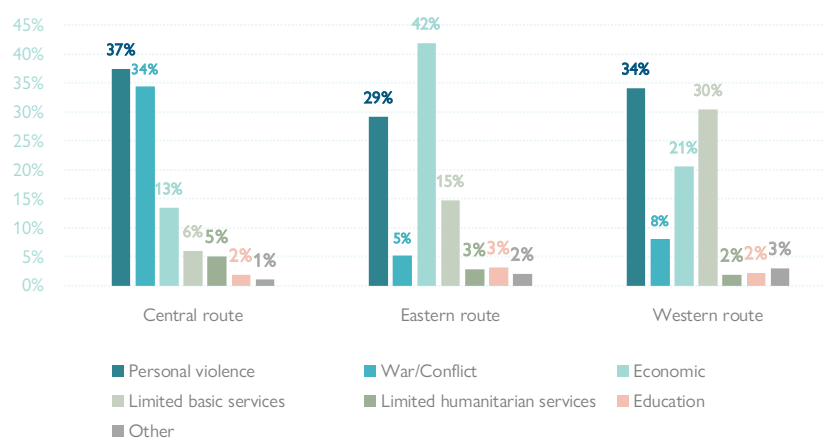


Figure 7: Percentage of respondents by the second-most important reason for leaving countries of origin and by route.

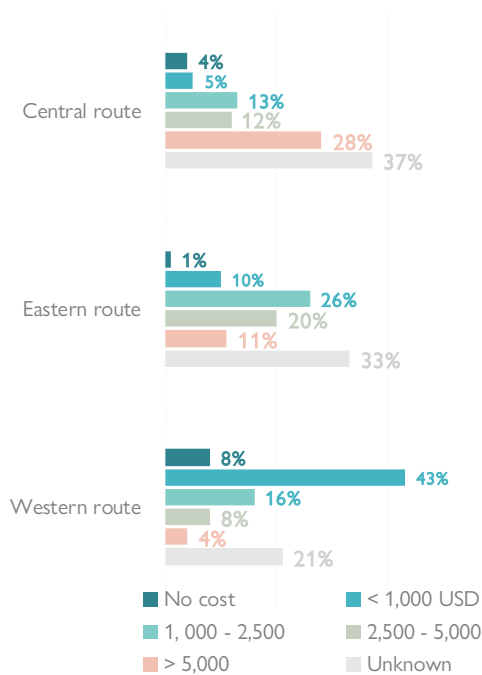


²⁴ From the open comments and notes of the data collectors, there seem to be a wide variation of motivations and personal circumstances behind the "personal violence" option. Family issues of various kind are frequently reported by women and also by men: domestic violence of husbands, siblings or other relatives to women, opposition of the family to inter-faith marriages, willingness to avoid female genital mutilation for the respondent or for the daughter(s) and need to escape persecution and punishment by the family or the extended communities caused by one's sexual orientation or gender identity. Also, men reported cases of fights for the inheritance of land for farming or animal husbandry, often after the death of the father as the main reason to move from the origin community, which entail a mix of economic and survival reasons.

COST OF JOURNEY

Migrants travelling along the Central Mediterranean route had a higher share of respondents who reported the estimated cost of the journey to be more than 5,000 USD, in comparison to respondents travelling along the Western and Eastern routes (28% vs 4% and 11%).

Figure 8: Percentage of respondents by estimated cost of the journey and by route.

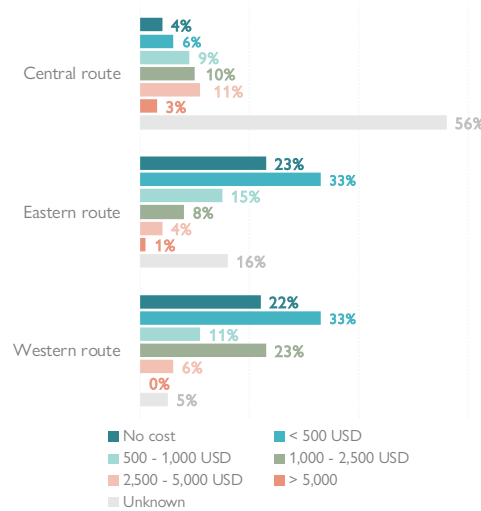


COST OF LAST LEG

The survey also asked about the cost of the last leg of the journey, between the last transit country and the country where the survey took place.

Migrants travelling along the Eastern and Western Mediterranean routes had the largest share of respondents who reported the estimated cost of the last leg of the journey to be less than 500 USD. Among migrants surveyed in Italy, 56 per cent of respondents could not name the exact amount because most of them paid for the whole journey at one time.

Figure 9: Percentage of respondents by estimated cost of last leg of the journey and by route.



TIME SPENT ON THE JOURNEY

Respondents surveyed in Spain reported longer journeys in comparison to the respondents travelling along the other two other routes. Thirty-eight per cent of respondents in Spain reported that they had spent more than a year on their journey, in comparison to 10 per cent of respondents travelling along the Eastern Mediterranean route and 5 per cent of respondents surveyed in Italy. However, respondents surveyed in Italy more likely to have engaged in secondary migration, having spent more than a year in a country different from their country of origin or habitual residence. Half of all migrants surveyed in Italy reported to have engaged in secondary migration, while 4 per cent of respondents surveyed in Spain reported so and 13% of respondents travelling along the Eastern Mediterranean route.

Thirty-five per cent of respondents travelling along the Eastern Mediterranean route were travelling for less than one month, while 18 per cent were travelling between one and three months, 13 per cent between three and six months, 12 per cent between six month and one year and the rest travelled directly from their departure country to the country where the survey took place.

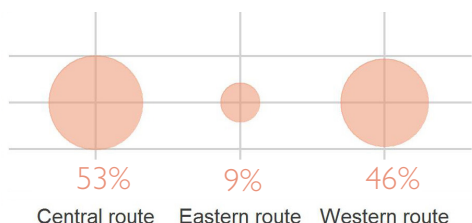
The largest share of migrants surveyed in Italy reported they travelled directly to Italy from their countries of departure (48%), which was Libya in half of the cases, followed by Greece, Turkey and other countries. Also, 10 per cent spent less than a month travelling and the rest spent between one month and a year on the journey.

PROBLEMS DURING THE JOURNEY: ROBBERY

Fifty-three per cent of respondents surveyed in Italy and 46 per cent of respondents surveyed in Spain reported that they were robbed during the journey or during their stay in the countries where the survey was conducted, while the percentage was lower among respondents travelling along the Eastern Mediterranean route (9%).

Almost all respondents surveyed in Italy and Spain (99%) reported that they had been robbed in transit countries (mostly Libya for respondents surveyed in Italy, Morocco and Algeria for respondents surveyed in Spain), while 17 per cent of respondents travelling along the Eastern Mediterranean route reported that they had been robbed in the countries where the surveys were conducted, 58 per cent reported transit countries (Turkey, Greece, the Republic of North Macedonia and Albania) and information was not available for the rest.

Figure 10: Percentage of respondents who reported they were robbed during their journey or in the countries where survey was conducted.



PROBLEMS DURING THE JOURNEY: STOLEN OR LOST DOCUMENTS

Twenty-two per cent of respondents surveyed in Italy reported that their documents had been stolen or lost during the journey (seven out of ten respondents who had their documents stolen reported that it happened in Libya, while the rest reported Niger, Turkey, Sudan and Mali). Thirteen per cent of respondents surveyed in Spain reported that their documents had been stolen or lost during the journey, mostly in Morocco and Algeria.

Migrants travelling along the Eastern Mediterranean route had the lowest share (7%) of respondents who claimed their documents had been stolen or lost, in comparison to those who were surveyed in Spain and Italy. Nineteen per cent of all respondents who reported their documents had been stolen or lost said this happened during their stay in the countries where the survey was conducted, 66 per cent reported transit countries (mostly Turkey, Greece and Serbia) and information was not available for the rest.

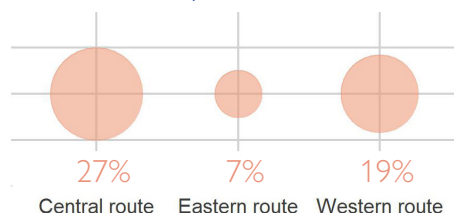
PROBLEMS DURING THE JOURNEY: HEALTH PROBLEMS

Twenty-seven per cent of respondents surveyed in Italy reported having experienced health problems along the journey. Nine in ten respondents reported having experienced health problems during transit (mostly in Libya), and the rest reported having experienced health problems during their stay in Italy.

Nineteen per cent of respondents surveyed in Spain reported they had experienced health problems, mostly during their journey in Morocco and Algeria.

Seven per cent of migrants travelling along the Eastern Mediterranean route reported having experienced health problems. Forty-six per cent of all respondents who had experienced health problems reported that it happened during transit (mostly Greece and Turkey), 39 per cent in the countries where the survey was conducted and information was not available for the rest.

Figure 11: Percentage of respondents who reported to have experienced health problems during their journey or in the countries where survey was conducted.



PROBLEMS DURING THE JOURNEY: NO SHELTER

Respondents travelling along the Central and Western Mediterranean routes were more likely to report that they did not have shelter during their journey, in comparison to migrants travelling along the Eastern Mediterranean route (39% and 32% vs 8%).

Out of all respondents who reported not having had shelter during their journey along the Central Mediterranean route, 83 per cent reported that they had not had shelter during transit (mostly in Libya, Niger and the Islamic Republic of Iran), while the rest reported Italy. The predominant majority of respondents (98%) who reported that they had not had shelter while travelling along the Western Mediterranean route, reported it had happened during transit (Morocco and Algeria), while the rest reported Spain.

PROBLEMS DURING THE JOURNEY: FINANCIAL PROBLEMS

Approximately half of respondents surveyed in Italy and Spain reported that they had had financial problems during the journey or in the survey country, while 11 per cent of respondents travelling along the Eastern Mediterranean route reported so.

One fourth of respondents surveyed in Italy who reported having had financial problems reported that it had happened in Italy, while the rest reported transit countries (mostly in Libya). The majority of respondents surveyed in Spain who had experienced financial problems reported it happened in transit countries (Algeria and Morocco).

COUNTRIES OF INTENDED DESTINATION

Migrants' intentions in terms of final destinations change during the journey, adjusting to the experiences *en route* and to the conditions and possibilities in the countries where the survey was carried out. To capture these changing dynamics, the survey asked about the country of intended destination at the time of the interview and at the time of departure from countries of origin or habitual residence.

Migrants surveyed in Spain and Italy had a higher share of respondents reporting that they chose the country where the survey was conducted as their intended country of destination at the time of departure from their countries of origin or habitual residence than respondents travelling along the Eastern Mediterranean route (49% and 26%, respectively). Among migrants travelling along the Eastern Mediterranean route, only two per cent reported that their intention was to go to the countries where the survey was conducted (mainly in Greece).

When respondents were asked whether their country of intended destination had changed by the time of the interview, respondents on all three routes had a higher share of individuals who intended to stay in the countries where the survey was carried out.

In Italy, the share of respondents who reported that they wished to stay in Italy rose by 35 percentage points, from 26 per cent at the time of departure to 61 per cent. The share of respondents who reported they intended to stay in Spain was 62 per cent.

However, there was only a slight rise in the share of individuals travelling along the Eastern Mediterranean route who reported their intention to stay in the countries where the survey was conducted (from 2% at the time of departure to 5% at the time of the interview). Respondents travelling along the Eastern Mediterranean route mostly reported Greece (41%), Germany (17%) and France (8%) as their intended countries of destination at the time of the interview.

Figure 12: Intended countries of destination at the time of the departure, by route.

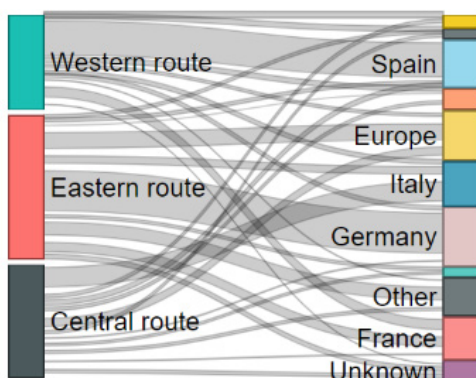
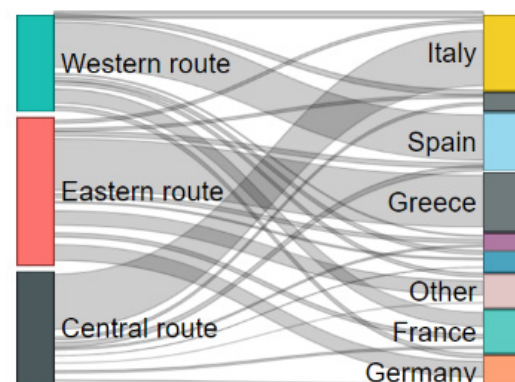


Figure 13: Intended countries of destination at the time of the interview, by route.



METHODOLOGY

The DTM's Flow Monitoring Surveys

The Flow Monitoring Surveys (FMS) gathers information on migrants' profiles, including age, sex, areas of origin, levels of education, as well as employment status before migration, key transit points on their route, cost of the journey, reasons for leaving the place of residence and intended destination(s). In 2018, the survey was conducted with an upgraded version of the questionnaire from 2017. In response to the feedback received from different IOM missions, departments and relevant partners, there was an even greater emphasis placed on enhancing the protection aspect, especially in relation to children on the move and human trafficking, exploitation and abuse indicators.

FMS includes a module with questions on a set of specific human trafficking, exploitation and abuse indicators prepared by IOM's Migrant Protection Assistance (MPA) team. The last two questions reference physical and sexual violence. Due to the sensitivity of the issue and to avoid re-traumatization of respondents, an indirect formulation was chosen for these two questions. If interviewers came across respondents who requested further support, they referred these cases to the relevant protection actor. Referrals to IOM protection staff or dedicated local services was ensured any time a respondent showed the willingness to receive further support. The question regarding individual experiences of physical violence was only piloted in Italy in 2017. So, previous DTM reports with analyses on data collected in 2017 and before use an aggregated indicator of positive responses to at least one of the four questions.

Sampling and data collection

The survey is designed to profile third-country nationals (non-European) who are migrating towards Europe through the Eastern, Central and Western Mediterranean routes.

Only migrants age 14 and above are approached by data collectors. Only migrants that arrived in the country of the interview within one year prior to the date of interview were considered. The survey was translated into Arabic, Dari, English, French, Farsi, Italian, Spanish, Pashtu and Urdu.

The surveys are fully anonymous and voluntary. Respondents are approached in an ad hoc manner by IOM field staff, and then those who give their consent to be interviewed are asked the remaining questions.

The sample is therefore not random and, as with all surveys of this kind, this can lead to selection bias. Those more willing to respond to this survey are often young adult males, which are therefore slightly over-represented in comparison to women.

The sample intends to represent the nationalities, sex and age structures of migrants arriving in Europe through the Central, Western and Eastern Mediterranean route. The fieldwork conditions changed throughout the survey period, to account for changes in incoming flows to each country covered by DTM operations and to give a good representation of both arrival and transit points in the country.

The data collection in Spain was conducted by IOM field staff between June and October 2018 in 4 different regions – Region of Madrid, Region of Murcia, Comunidad Valenciana, Region of Andalusia – in more than 40 municipalities where transit and reception centers are located, among which Madrid, Miraflores de la Sierra, Malaga, Granada, Sevilla, Aranjuez, Algeciras, Murcia, Cartagena, Cordoba and Valencia. Interviews were carried out by 6 data collectors with a mixed composition in terms of sex, language skills and ethnicity.

The data collection in Italy was conducted by IOM field staff between June and October 2018 in 4 different regions – Sicily, Apulia, Latium and Liguria – in more than 45 municipalities where transit and reception centers are located, among which Rome, Castel Nuovo di Porto, Rocca di Papa, Mineo, Pozzallo, Catania, Messina, Rosolini, Siracusa, Bari, Taranto, Ostuni, Carovigno, Brindisi, Barletta, Ventimiglia. Interviews were carried out by 3 data collectors with a mixed composition in terms of sex, language skills and ethnicity.

In the countries along the Eastern Mediterranean route – Albania, Bosnia and Herzegovina, Greece, Montenegro and the Republic of North Macedonia – surveys were conducted between January and October 2018 with small differences in the data collection period between countries. Information was gathered through a network of 19 data collectors (60% female and 40% male) with mixed language skills (such as Arabic, Pashto and Urdu).

Limitations

The survey findings provide strong evidence of predatory behaviour in the environments through which extremely vulnerable populations are having to make their journey.

A significant proportion of respondents reported direct experiences of abuse, exploitation or practices which may amount to human trafficking. Since surveys are fully anonymous, the operations are not designed to definitively identify victims of trafficking as defined by international and national legal instruments, rather, they provide strong evidence of the kind of enabling environment within which human trafficking thrives and a picture of the vulnerability of migrant populations and the risks they face.

Direct indicators of sexual exploitation or sexual violence are not included in the survey given the operational constraints and this must be borne in mind when interpreting the results of the specific indicators – i.e. there is under-representation of sexual abuses that females are most likely to experience. To address this limitation the survey includes indicators of observed threats of sexual violence and offers of arranged marriage.

The work of the data collectors complements the work of the protection teams on the ground which are trained to screen and identify victims. This enables IOM to respond to and refer the most concerning cases identified during the course of the survey.

DISPLACEMENT TRACKING MATRIX (DTM) IN EUROPE

IOM's Displacement Tracking Matrix (DTM) is a suite of tools and methodologies designed to track and analyse human mobility in different displacement context in a continuous manner. To gather and disseminate information about the migrant populations moving through the Mediterranean, up the Western Balkan to the Western and North European countries, in September 2015, DTM established Flow Monitoring System. The Flow Monitoring System includes a monthly flows compilation report, which provides an overview of migration flows in countries of first arrival and other countries along the route in Europe, and an analysis of trends across the region. The data on registered arrivals is collated by IOM through consultations with ministries of interior, coast guards, police forces and other relevant national authorities. Flow Monitoring Surveys (FMS) are specific part of the methodological framework that allows for better insight into the profile of people on the move, potential risks of human trafficking, exploitation and abuse. All DTM Europe information products and regular weekly updates on arrivals and migrants presence in the region can be found on [Flow Monitoring – Europe Geoportal](#).

LATEST REPORTS:

[Profile And Reported Vulnerabilities Of Migrants Along The Western Mediterranean Route \(March 2019\)](#)



[Mixed Migration Flows in the Mediterranean – February 2018](#)



This report, the information gathered and the analysis produced by DTM contributes to comprehensive data collection and a better understanding of migration flows and populations, in support to the implementation of the Global Compact for Safe and Orderly Migration and the 2030 Agenda for Sustainable Development.