

**International Migrant Stock**  
United Nations Population Division

**Who is an international migrant?**

**Foreign-born**  
Persons born in a country other than that in which they reside

**International Migrant Stock**

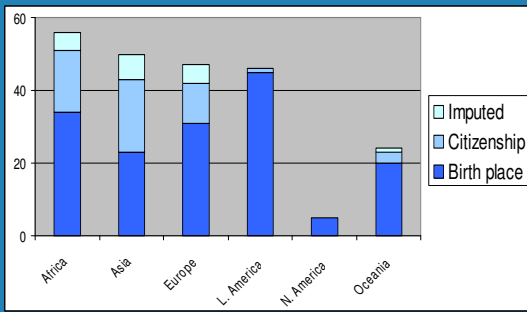
**Estimates of the number of international migrants in each country of the world**

1960, 1970, 1980, 1990 , 2000

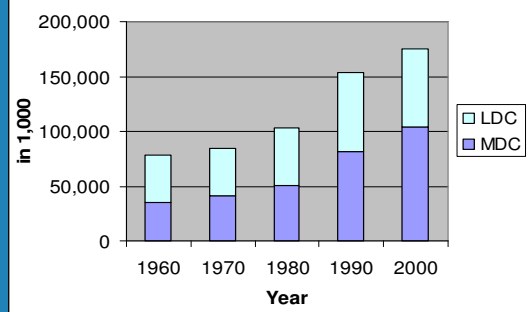
**Type of data used for the estimate of migrant stock**

Place of birth	158	(69%)
Citizenship	52	(23%)
Imputed	18	( 8%)
<b>Total</b>	<b>228</b>	<b>(100%)</b>

### Type of data used by region



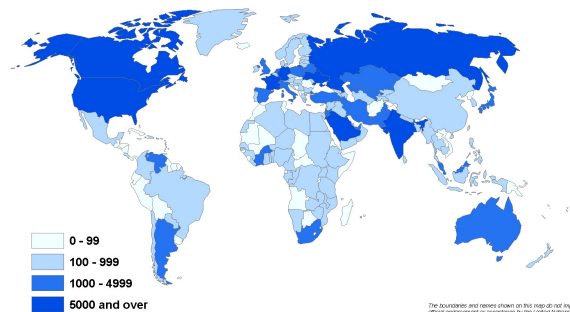
### World migrant stock 1960-2000



### Number of censuses used by region

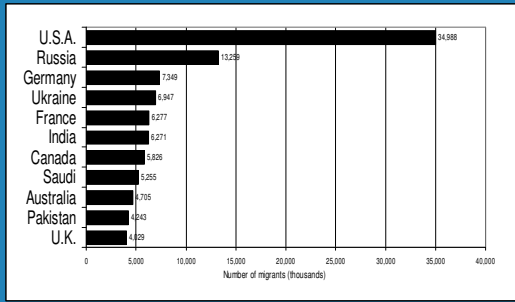
1945-1954	116	(13%)
1955-1964	145	(16%)
1965-1974	156	(17%)
1975-1984	185	(20%)
1985-1994	196	(22%)
1995-2001	115	(13%)
<b>Total</b>	<b>913</b>	<b>(100%)</b>

### Number of Migrants (in 1,000)

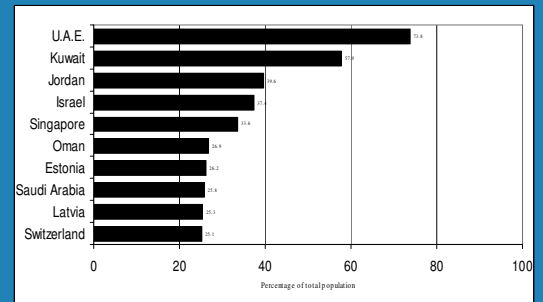


The boundaries and names shown on this map do not imply official endorsement or acceptance by the United Nations. The names and numbers appear only for the sake of illustration. The boundaries of states and countries may not have agreed upon by the parties.

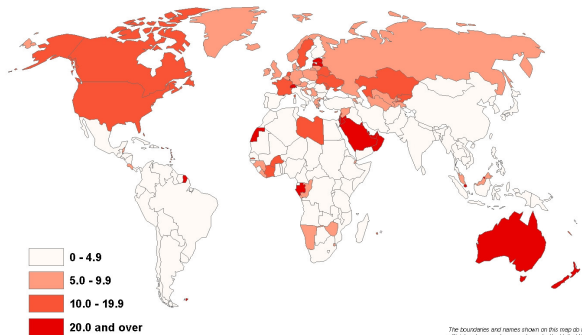
## Countries with the largest migrant stock, 2000



## Countries with the highest percentage of migrant stock, 2000



## Proportion of Migrants (%)



## Challenges

- Availability
- Quality
- Comparability