

2018

RETURN AND REINTEGRATION KEY HIGHLIGHTS



The opinions expressed in the report are those of the authors and do not necessarily reflect the views of the International Organization for Migration (IOM). The designations employed and the presentation of material throughout the report do not imply the expression of any opinion whatsoever on the part of IOM concerning the legal status of any country, territory, city or area, or of its authorities, or concerning its frontiers or boundaries.

IOM is committed to the principle that humane and orderly migration benefits migrants and society. As an intergovernmental organization, IOM acts with its partners in the international community to: assist in meeting the operational challenges of migration; advance understanding of migration issues; encourage social and economic development through migration; and uphold the human dignity and well-being of migrants.

ACKNOWLEDGEMENTS

The authors Anh Nguyen, Nicola Graviano, Noëlle Darbellay, Saskia Adaime, Alexa Canaan, Rachel Goodermote and Adiba Hasan would like to thank IOM colleagues Michele Bombassei, Rosilyne Borland, Sacha Chan Kam, Anna Hardy, Tim Howe, Laurence Hunzinger, Alem Makonnen, Agueda Marin, Jonathan Martens, Nazanine Nozarian, Irina Todorova as well as Leidy Alvarado, Alexandra Bonnie, Tatiana Chacón, Jorge Dominguez Dela Escosura, Valon Halimi, Ainsleigh Harrigan, Jennifer Hollings, Karel Meryem Massaia, Michiels, Purnima Limbu Palunga, Joy Paone, Marko Perovic and all the IOM colleagues in the field for their valuable contributions to this report.

PUBLISHER

INTERNATIONAL ORGANIZATION FOR MIGRATION

17 route des Morillons
P.O. Box 17
1211 Geneva 19
Switzerland
Tel.: +41 22 717 91 11
Fax: +41 22 798 61 50
Email: hq@iom.int
Website: www.iom.int

This report has been issued without formal editing by IOM.

Cover: Community reintegration assistance intervention in Manga (Burkina Faso) in the context of the EU–IOM Actions in Support of Migrant Protection and Reintegration.
© IOM 2018/Judicael Lompo

© 2019 International Organization for Migration (IOM)

All charts and maps presented in this report are based on IOM data.

All rights reserved. No part of this publication may be reproduced, stored in a retrieval system, or transmitted in any form or by any means, electronic, mechanical, photocopying, recording or otherwise without the prior written permission of the publisher.

PUB/2019/058/R

In 2018, return and reintegration, which are an integral part of human mobility, continued to gain prominence and have been key topics in the national and international political agenda. In particular, with the adoption of the Global Compact for Safe, Orderly and Regular Migration (hereinafter Global Compact for Migration), under Objective 21, governments pledged to cooperate “in facilitating safe and dignified return ..., as well as sustainable reintegration”. This is an important achievement as host countries, transit countries and countries of origin recognized that they can greatly benefit from well-governed return and reintegration issues.

Objective 21 of the Global Compact for Migration calls for the promotion of voluntary return programmes based on the “migrant’s free, prior and informed consent”, as a dignified option for migrants to return to their countries of origin. It also underlines the need to foster sustainable reintegration in countries of origin, including through partnerships.

Based on its longstanding experience and reflecting on these developments, IOM published *A Framework for Assisted Voluntary Return and Reintegration* in 2018. The framework, which is meant to guide assisted voluntary return and reintegration practitioners and policymakers, articulates IOM’s vision that “migrants in need are assisted to return voluntarily, safely and in dignity and are supported in achieving sustainable reintegration, in full respect for human rights and regardless of their status”.

Guided by the vision, principles and objectives encompassed in the framework, IOM assisted 63,316 migrants to return voluntarily to their countries of origin in 2018, representing a 12 per cent decrease as compared to 2017. As in the previous year, this trend continues to indicate a return to a normal situation after an exceptionally high number of beneficiaries were assisted in 2016 from the European Economic Area (EEA) and Switzerland. 2018 confirmed other key trends, such as an increase in assisted voluntary returns from regions outside the EEA and Switzerland, in particular in West and Central Africa as well as an increase in the caseload of migrants in vulnerable situations assisted worldwide.

In parallel, IOM country offices continued to promote the sustainable reintegration of migrants through reintegration counselling (either pre-departure or upon arrival), referral and individual as well as collective and community-based reintegration assistance. To better reflect the Organization’s work in the field of sustainable reintegration, this year’s Key Highlights publication places a greater emphasis on reintegration assistance, including for migrants whose return was organized by other stakeholders.

The 2018 Return and Reintegration Key Highlights showcases some of IOM’s most significant global, regional and national initiatives. The report is structured along three chapters: the first chapter presents an overview of current global trends, which are further elaborated by region in the second chapter. Albeit non-exhaustive, the third chapter features some key IOM global, regional and national initiatives in the area of return and reintegration.

We wish you a pleasant reading.



Renate Held

Director, Department of Migration Management
IOM Headquarters



Anh Nguyen

Head, Migrant Protection and Assistance Division
IOM Headquarters

FOREWORD	3
TABLE OF CONTENTS.....	4
LIST OF CHARTS, MAPS AND TABLES.....	5
LIST OF ACRONYMS.....	7
INTRODUCTION AND KEY CONCEPTS.....	8
CHAPTER 1: OVERVIEW 2018.....	12
1.1. Assisted voluntary return: main trends.....	12
1.2. Assisted voluntary return: overview by region.....	14
1.3. Assisted voluntary return: overview by country.....	15
1.4. Reintegration assistance: main trends.....	16
CHAPTER 2: REGIONAL HIGHLIGHTS.....	18
2.1. Asia and the Pacific.....	18
2.2. Central America, North America and the Caribbean	22
2.3. East and Horn of Africa.....	26
2.4. European Economic Area.....	29
2.5. Middle East and North Africa	33
2.6. South America	36
2.7. South-Eastern Europe, Eastern Europe and Central Asia	39
2.8. Southern Africa.....	43
2.9. West and Central Africa.....	46
CHAPTER 3: GLOBAL, REGIONAL AND NATIONAL INITIATIVES.....	50
GLOBAL	50
A framework for assisted voluntary return and reintegration.....	50
Project to Operationalize an Integrated Approach to Reintegration in the Framework of Assisted Voluntary Return and Reintegration (ORION)	52
REGIONAL.....	54
EU–IOM Actions in Support of Migrant Protection and Reintegration: Implementing IOM’s integrated approach to reintegration.....	54
Migrant Caravans: Providing Safe and Dignified Return to Migrants in Need and Protecting Migrants in Vulnerable Situations	61
IOM Western Balkans Approach to a Migration Influx: Strengthening cooperation between partners to make migration governance systems more efficient	63
NATIONAL.....	64
IOM Nepal’s Approach to the Reintegration of Migrants in Vulnerable Situations: Creating a Sustainable Foundation to Address Trafficking and Unsafe Migration for Women and Girls.....	64
IOM Belgium: AVRR Job Placement approach: Strengthening links with the local government, the private sector and development cooperation actors	66
IOM Morocco: FORAS – Enhancing Reintegration Opportunities	69
IOM Colombia: Assisting returnees in their economic reintegration	70
ANNEXES.....	71

► CHARTS

Chart 1: Number of AVRR beneficiaries per year from 2005 to 2018.....	12
Chart 2: Sex breakdown of AVR beneficiaries.....	12
Chart 3: Age breakdown of AVR beneficiaries.....	13
Chart 4: AVR beneficiaries identified as migrants in vulnerable situations.....	13
Chart 5: Migrants in vulnerable situations assisted through AVR throughout the years.....	13
Chart 6: Host regions for AVR, 2018.....	14
Chart 7: Regions of origin for AVR, 2018.....	14
Chart 8: Top 10 host/transit countries for AVR 2018, 2018.....	15
Chart 9: Top 10 countries of origin for AVR, 2018.....	16
Chart 10: Reintegration activities provided to returnees, 2018.....	17
Chart 11: AVR of migrants in vulnerable situations within the Asia and the Pacific region in 2018/2017.....	19
Chart 12: Reintegration activities provided to returnees in the Asia and the Pacific region, 2018.....	20
Chart 13: AVR of migrants in vulnerable situations within the CNAC region in 2018/2017.....	23
Chart 14: Reintegration activities provided to returnees in the CNAC region, 2018.....	24
Chart 15: AVR of migrants in vulnerable situations within the EHA region in 2018/2017.....	27
Chart 16: AVR of migrants in vulnerable situations within the EEA region in 2018/2017.....	31
Chart 17: AVR of migrants in vulnerable situations within the MENA region in 2018/2017.....	34
Chart 18: Reintegration activities provided to returnees in the MENA region, 2018.....	34
Chart 19: AVR of migrants in vulnerable situations within the South America region in 2018/2017.....	37
Chart 20: AVR of migrants in vulnerable situations within the SEECA region in 2018/2017.....	40
Chart 21: Reintegration activities provided to returnees in the SEECA region, 2018.....	41
Chart 22: AVR of migrants in vulnerable situations within Southern Africa in 2018/2017.....	44
Chart 23: AVR of migrants in vulnerable situations within West and Central Africa in 2018/2017.....	47
Chart 24: Reintegration activities provided to returnees in West and Central Africa, 2018.....	48
Chart 25: A framework for assisted voluntary return and reintegration.....	51
Chart 26: Job placement support from IOM, 2018.....	67

► MAPS

Top return migration flows from and to the Asia and the Pacific region, 2018.....	21
Top return migration flows from and to the CNAC region, 2018.....	25
Top return migration flows from and to the EHA region, 2018.....	28
Arrivals to Europe.....	30
Top return migration flows from and to the EEA region, 2018.....	32
Top return migration flows from and to the MENA region, 2018.....	35
Top return migration flows from and to the South America region, 2018.....	38
Top return migration flows from and to the SEECA region, 2018.....	42
Top return migration flows from and to Southern Africa region, 2018.....	45
Top return migration flows from and to West and Central Africa region, 2018.....	49
EU–IOM actions for migrant protection and reintegration.....	54
Migrant caravans: AVR flows, 2018.....	61

► TABLES

Table 1: Return and reintegration management, 2018.....	17
Table 2: Top 5 host countries and countries of origin within the Asia and the Pacific region in 2018/2017, with number of migrants assisted	19
Table 3: Return and reintegration management in the Asia and the Pacific region, 2018.....	20
Table 4: Top 5 host countries and countries of origin within the CNAC region in 2018/2017, with number of migrants assisted	23
Table 5: Return and reintegration management in the CNAC region, 2018.....	24
Table 6: Top 5 host countries and countries of origin within the EHA region in 2018/2017, with number of migrants assisted	26
Table 7: Top 5 host countries and countries of origin within the EEA in 2018/2017, with number of migrants assisted	30
Table 8: Return and reintegration management in the EEA region, 2018.....	31
Table 9: Top 5 host countries and countries of origin within the MENA region in 2018/2017, with number of migrants assisted.....	33
Table 10: Return and reintegration management in the MENA region, 2018.....	34
Table 11: Top 5 host countries and countries of origin within the South America region in 2018/2017, with number of migrants assisted	36
Table 12: Top 5 host countries and countries of origin within the SEECA region in 2017/2016, with number of migrants assisted.....	39
Table 13: Return and reintegration management in the SEECA region, 2018.....	41
Table 14: Top 5 host countries and countries of origin within Southern Africa in 2018/2017, with number of migrants assisted	43
Table 15: Return and reintegration management in Southern Africa, 2018.....	44
Table 16: Top 5 host countries and countries of origin within West and Central Africa in 2018/2017, with number of migrants assisted	46
Table 17: Return and reintegration management in West and Central Africa, 2018.....	48

AVRR	assisted voluntary return and reintegration
DFID	Department for International Development (United Kingdom)
DG DEVCO	European Commission's Directorate-General for International Cooperation and Development
EEA	European Economic Area
EHA	East and Horn of Africa
IOM	International Organization for Migration
MENA	Middle East and North Africa
MOP	Migrant Orientation Points
MRRM	Migrant Resource and Response Mechanism
NGO	non-governmental organization
PARA	post-arrival reintegration assistance
PRM	Bureau of Population, Refugees, and Migration (United States of America)
SEECA	South-Eastern Europe, Eastern Europe and Central Asia
SOP	standard operating procedure
UASC	unaccompanied and separated children
UNHCR	United Nations High Commissioner for Refugees
VHR	voluntary humanitarian return
VoT	victim of trafficking
WCA	West and Central Africa

1. RETURN AND REINTEGRATION

Recent years have seen the rise of complex and mixed migratory flows. This increased human mobility is motivated by many factors, which sometimes overlap and just to name a few: the need to flee from conflict, natural disaster or violence, the lack of economic opportunities and the desire to enjoy better living conditions abroad, the deteriorated environmental conditions in one's own country. Restrictive asylum policies combined with limited availability of regular migration channels make that migration often happen in an irregular fashion and contribute to the increase of the volume of migrants who find themselves stranded in host or transit countries because of lack of legal status or because they are not found to be in need of international protection.

These migrants are unable to remain in their destination countries and for this reason they often feel the need to return home. In other cases, such a need is motivated by the desire to reunite with families, by changed conditions in either host countries or countries of origin, or by a sense of achievement of the migration experience and the willingness to start a new life back home. The process of return is often followed by a phase of re-inclusion or re-incorporation in the economic and social life in the country of origin, which is commonly referred to as reintegration.

► 1.1. Assisted Voluntary Return and Reintegration

IOM assisted voluntary return and reintegration (AVRR) programmes provide a human right-based, migrant-friendly and cost-effective option to migrants whose journey had often taken a different route than what initially expected and who desire or need to return home but lack the means to do so. For this reason, AVRR is an integral part of a comprehensive approach to migration management.

As per IOM's *Framework for Assisted Voluntary Return and Reintegration*,¹ AVRR programmes are guided by seven key principles as well as six key objectives to be applied throughout the voluntary return and reintegration process (see article on p. 50).

AVRR programmes aim to provide administrative, logistical and financial support, including reintegration assistance, to migrants unable or unwilling to remain in the host/transit country and who decide to return to their countries of origin. It is often implemented in cooperation with non-governmental organizations (NGOs) and diaspora communities. Beneficiaries of the IOM AVRR programmes may include stranded migrants in host or transit countries, irregular migrants, regular migrants and asylum seekers who decide to not pursue their claims or who no longer in need of international protection. AVRR assistance can also be provided to migrants in vulnerable situations (such as victims of trafficking (VoTs), unaccompanied and separated children (UASC) or migrants with health-related needs), for whom strict safeguards are applied.²

► 1.2. Voluntary Humanitarian Returns

More recently, the AVRR approach has also found application in humanitarian settings in the form of voluntary humanitarian return (VHR). For example, in 2017 and 2018, IOM provided identification and assistance to more than 35,000 migrants previously in detention or stranded in Libya to return home safely, mostly to West Africa. Although this report does not cover VHRs in detail, it is worth mentioning that the numbers reported for reintegration assistance can, in some instances, include beneficiaries who were assisted through VHR rather than AVRR schemes.

1 International Organization for Migration (IOM), *A Framework for Assisted Voluntary Return and Reintegration* (Geneva, 2018). Available from www.iom.int/sites/default/files/our_work/DMM/AVRR/a_framework_for_avrr_online_pdf_optimized_20181112.pdf

2 For more information, please see Objective 6 of *A Framework for Assisted Voluntary Return and Reintegration* (pp. 17–19).

► 1.3. Sustainable Reintegration

While some migrants return to welcoming contexts and reintegrate in a smooth manner, many face challenges they cannot overcome on their own and need support in reintegrating. At the same time, communities and countries to which migrants return may not have the capacities to provide an environment conducive to sustainable reintegration due to a lack of local infrastructure and resources. Hence, reintegration assistance in countries of origin is essential to enhance migrant well-being upon return and is therefore a crucial component of IOM's approach to return.

In 2017, IOM released the paper "Towards an Integrated Approach to Reintegration in the Context of Return". Its premise is that the complex, multidimensional process of reintegration requires a holistic and a needs-based approach – one that takes into consideration the various factors impacting an individual's reintegration, including economic, social, and psychosocial factors across individual, community and structural dimensions. IOM considers that "reintegration can be considered sustainable when returnees have reached levels of economic self-sufficiency, social stability within their communities and psychosocial well-being that allow them to cope with (re)migration drivers. Having achieved sustainable reintegration, returnees are able to make further migration decisions as a matter of choice rather than necessity."³

Fostering an environment conducive to reintegration requires adequate structures, policies and capacities. These must be developed or strengthened to address the specific needs of returnees. The quality of reintegration support depends on the capacities and infrastructure available at the local and national levels in countries of origin. Coordination is an essential prerequisite for successful reintegration programmes, both between countries at the international level and between stakeholders within the countries.

IOM seeks to strengthen local and national systems of governance, coordination and service provision through a wide variety of activities, including capacity-building and/or dialogue on return and reintegration management.

► 1.4. Post-arrival Reintegration Assistance

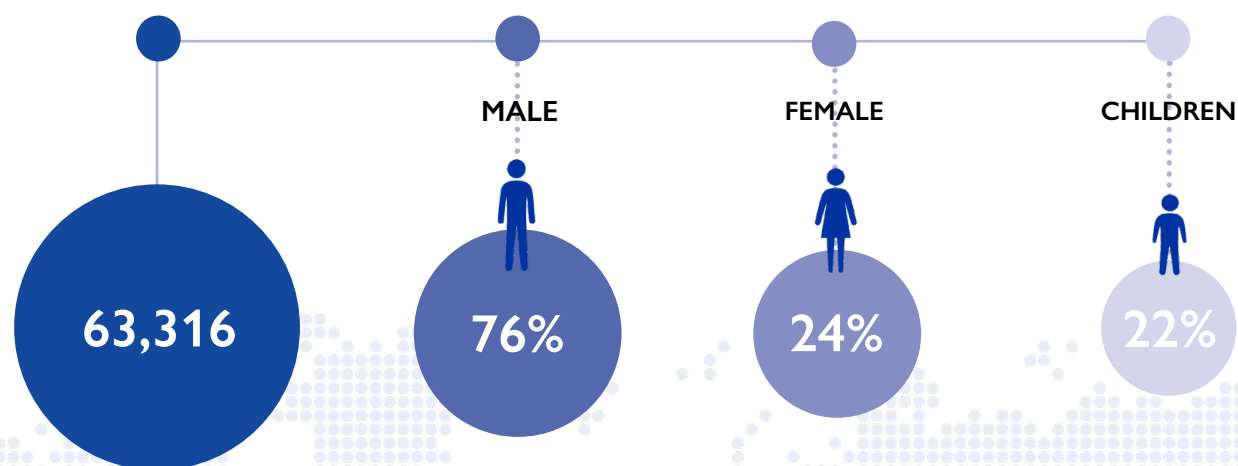
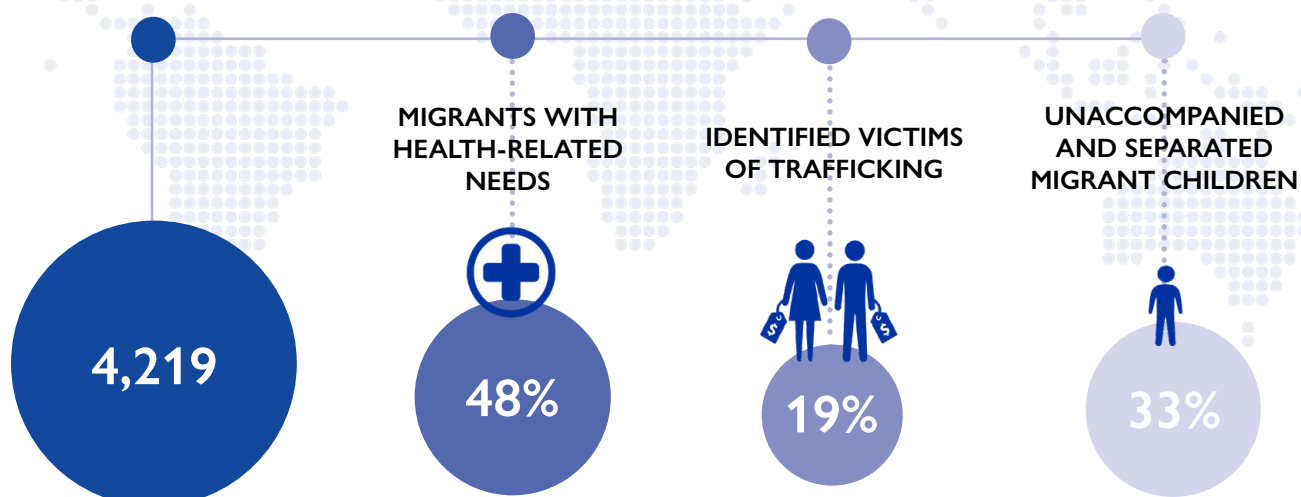
Reintegration assistance is equally relevant for those migrants who are assisted to return voluntarily by actors other than IOM or are forcibly returned by governments and who may find themselves in a vulnerable situation due to extended periods of time spent abroad, a lack of preparedness before return and stigmatization linked to deportation. These migrants, and the communities to which they return, need post-arrival support through comprehensive reintegration assistance. For this reason, under very specific conditions, in cooperation with governments of both origin and host countries, IOM has also been providing post-arrival reintegration assistance (PARA) to migrants returned by other actors, voluntarily or involuntarily, after they were formally admitted to their countries, that is, after the process of return concluded.

However, it should be noted that IOM strongly believes that voluntary returns should be the preferred option and should be promoted over forced returns, as it gives migrants a choice and allows them to prepare for their return, thus positively impacting their reintegration process.

This report provides an overview of AVR assistance provided by IOM, as well as reintegration assistance provided by IOM under either AVRR, VHR or PARA programmes.

3 IOM, "Towards an integrated approach to reintegration in the context of return" (2017). Available from www.iom.int/sites/default/files/our_work/DMM/AVRR/Towards-an-Integrated-Approach-to-Reintegration.pdf

2018 AT A GLANCE

MIGRANTS ASSISTED
IN 2018MIGRANTS IN VULNERABLE
SITUATIONS

↓
169
COUNTRIES
OF ORIGIN

↑
128
HOST
COUNTRIES

↕
125
COUNTRIES THAT ARE
BOTH HOST COUNTRIES
AND COUNTRIES OF
ORIGIN

COMPARATIVE SNAPSHOT: 2018/2017

	2018	2017	Trends
TOTAL NUMBER OF MIGRANTS ASSISTED	63,316	72,176	12 per cent decrease, mainly due to a lower volume of voluntary returns from the European Economic Area (EEA) and the Middle East and North Africa (MENA) region
MIGRANTS IN VULNERABLE SITUATIONS	4,219, among whom: 48 per cent migrants with health-related needs; 33 per cent UASC; 19 per cent VoTs	3,331, among whom: 48 per cent migrants with health-related needs; 34 per cent UASC; 18 per cent VoTs	The share of migrants in vulnerable situations in the global AVR caseload increased from 5 per cent to 7 per cent
REGIONS	<p>33,971 returns from the EEA</p> <p>19,476 returns to West and Central Africa (WCA), mostly from the Niger (77%)</p> <p>37 per cent intraregional returns, among which 68 per cent within WCA</p>	<p>50,587 returns from the EEA</p> <p>28,205 returns to South-Eastern Europe, Eastern Europe and Central Asia (SEEECA), mostly from Germany</p> <p>19 per cent intraregional returns, among which 51 per cent within WCA</p>	<p>The EEA remained the main host region for AVRR (53%) despite a 33 per cent decrease</p> <p>The top region of origin shifted from SEEECA to WCA, which can be explained in part by the flow of returns from the Niger</p> <p>The share of intraregional flows nearly doubled, mostly due to increase in returns from the Niger which more than doubled over the last year</p>
COUNTRIES	<p>15,942 returns from Germany</p> <p>5,661 returns to Iraq</p>	<p>29,522 returns from Germany</p> <p>7,256 returns to Albania</p>	<p>Despite a 46 per cent decrease, Germany remained the top host country (25% of the total)</p> <p>The top country of origin shifted from Albania to Iraq, as returns to Albania significantly decreased (-70%) mainly due to a decrease in returns from Germany</p>

CHAPTER 1

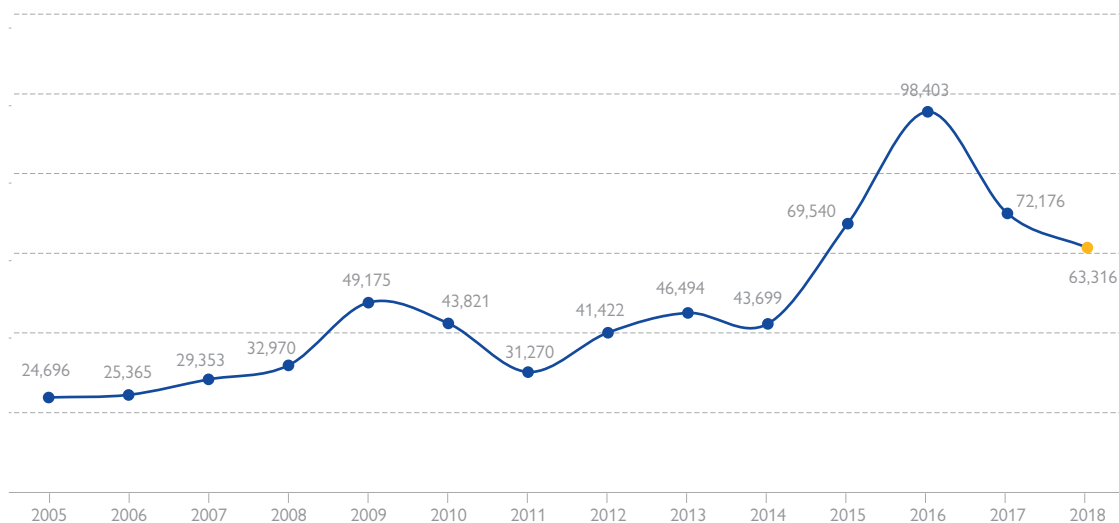
OVERVIEW
2018

1.1. ASSISTED VOLUNTARY RETURN: MAIN TRENDS

Like last year, the number of migrants assisted to return continued to drop by 12 per cent in 2018, from 72,176 migrants assisted in 2017 to 63,316 in 2018. This decrease can be explained, for the most part, by a continued decrease of assisted voluntary returns (AVRs) from the European Economic Area (EEA) and Switzerland. This reduction was caused by a combination of structural and contextual factors, varying from country to country, including lower influx of migrant arrivals and asylum applications, and changes in national migration and asylum policies, including restrictions in AVRR eligibility criteria.

AVRs from regions outside the EEA and Switzerland, particularly from West and Central Africa (WCA), continued to increase. For the first time, AVRs from regions outside the EEA and Switzerland reached 46 per cent of the overall caseload of returns.

Chart 1: Number of AVR beneficiaries per year from 2005 to 2018



► Breakdown by Sex and Age

In terms of sex distribution, 76 per cent of AVR beneficiaries in 2018 were male and 24 per cent were female. The share of children assisted decreased from 27 per cent in 2017 to 22 per cent in 2018. The majority of beneficiaries in 2018 were between 25 and 34 years old (30%), followed closely by beneficiaries between 18 and 24 (22%) and between 35 and 49 years old (20%).

Chart 2: Sex breakdown of AVR beneficiaries

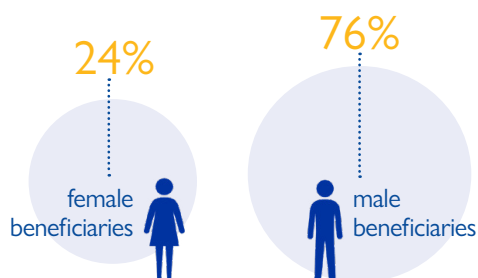
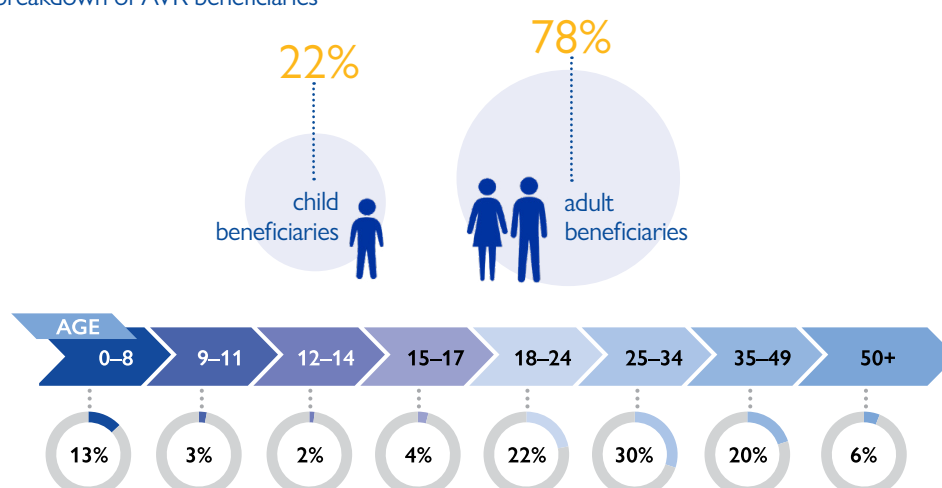


Chart 3: Age breakdown of AVR beneficiaries



► Migrants in Vulnerable Situations

There were 4,219 migrants in vulnerable situations who benefited from AVR support in 2018, including 48 per cent of migrants with health-related needs, 19 per cent victims of trafficking (VoTs) and 33 per cent of unaccompanied and separated children (UASC). The number of migrants with health-related needs increased by 27 per cent, while the number of VoTs decreased by 30 per cent. The number of UASC more than doubled, from 600 in 2017 to 1,398 in 2018.

Hence, despite an overall decrease in the number of AVRs operated by IOM, the number of migrants in vulnerable situations assisted to return continued to increase to about 7 per cent of the overall caseload, calling for strengthened protection standards and assistance in the context of return and reintegration.

Chart 4: AVR beneficiaries identified as migrants in vulnerable situations

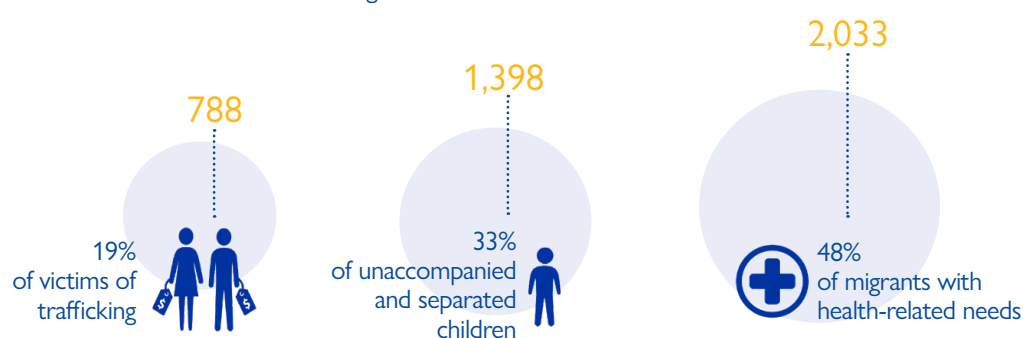
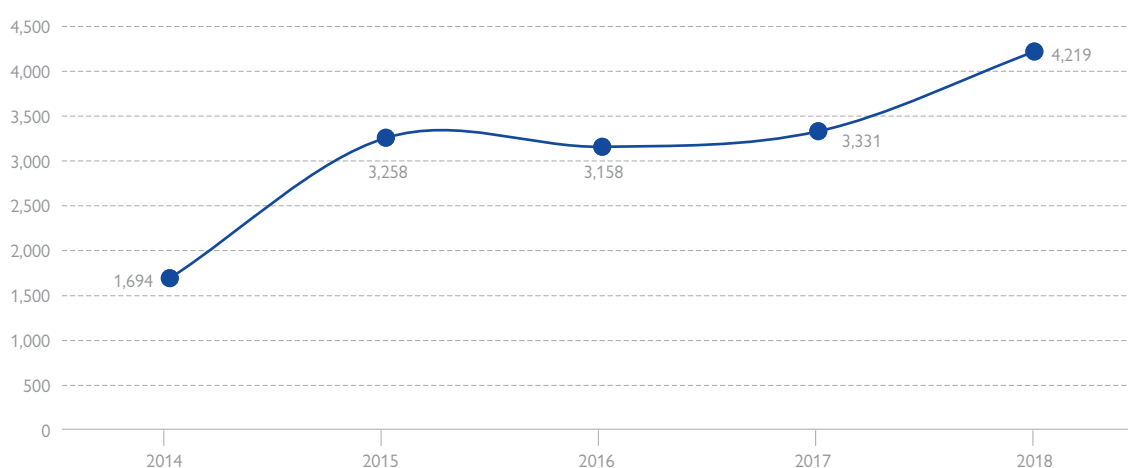


Chart 5: Migrants in vulnerable situations assisted between 2014 and 2018

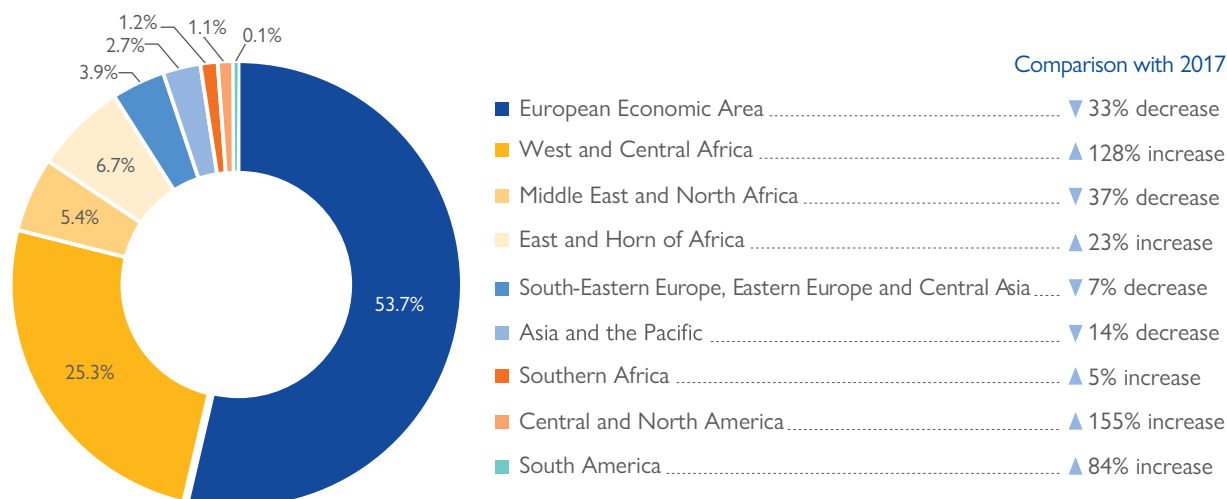


1.2. ASSISTED VOLUNTARY RETURN: OVERVIEW BY REGION

► Host Regions

Even though the number of beneficiaries assisted to return from the EEA and Switzerland in 2018 decreased by 33 per cent compared to 2017, this remained the top host region. Migrants returning from the EEA and Switzerland represented about half of the total caseload (54%), returning mainly to Iraq, Albania and Georgia. The WCA region continued to experience an increase as the number of AVR from the region doubled compared to 2017. This can be explained for the most part by an important increase in the number of migrants assisted to return from the Niger, which represented 77 per cent of the total caseload from WCA.

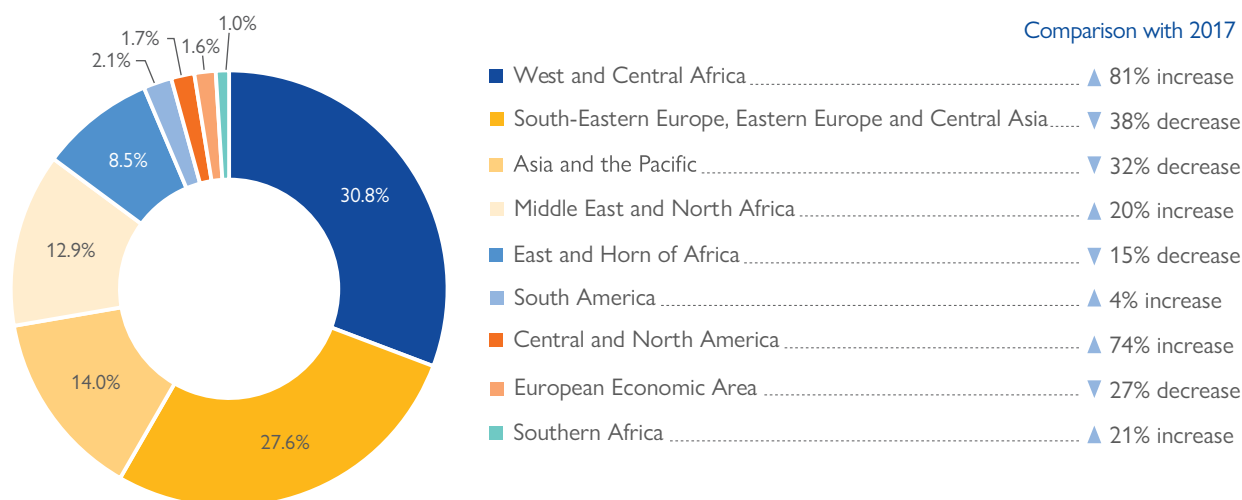
Chart 6: Host regions for AVR, 2018



► Regions of Origin

The number of migrants assisted to return to WCA considerably increased by 81 per cent as compared to 2017. For the first time, WCA became the top region of origin with a total number of 19,476 migrants assisted, most of whom were going from the Niger to Guinea, Mali and Cameroon. South-Eastern Europe, Eastern Europe and Central Asia (SEEECA) experienced a 38 per cent decrease as compared to 2017 and became the second largest region of origin. Returns to the Middle East and North Africa (MENA) increased by 20 per cent, while returns to Asia and the Pacific decreased by 32 per cent.

Chart 7: Regions of origin for AVR, 2018



► Intraregional Flows

In 2018, 37 per cent of AVR beneficiaries returned within the same region (compared to 19% in 2017). Migrants assisted to return within WCA alone accounted for 68 per cent of such flows (51% in 2017), also mainly due to increased AVRs from the Niger.

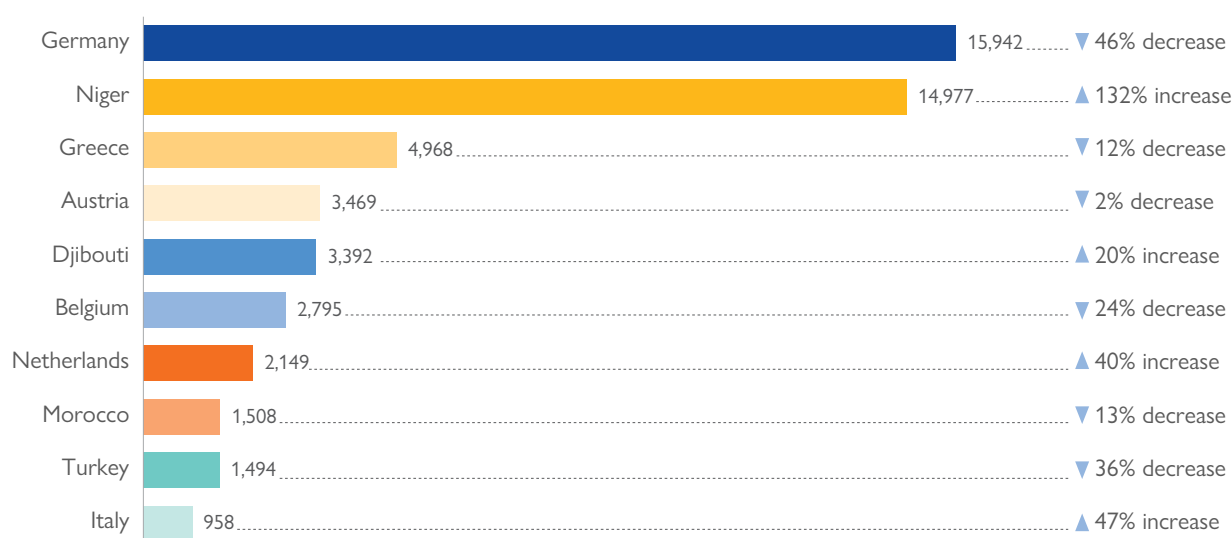
1.3. ASSISTED VOLUNTARY RETURN: OVERVIEW BY COUNTRY

Both the number of host countries and the number of countries of origin increased in 2018, with the number of host countries increasing from 124 to 128, and the number of countries of origin increasing from 165 to 169. In the past year, 125 countries were both host countries and countries of origin.

► Host Countries

Despite a 46 per cent decrease between 2017 and 2018, Germany remained the country from where most AVR beneficiaries were assisted, representing 25 per cent of the total caseload. Turkey (-36%), Morocco (-13%), Belgium (-24%), Austria (-2%) and Greece (-12%) also experienced a decrease over the past year. By contrast, the number of beneficiaries assisted to return from the Niger more than doubled (132%), representing 23 per cent of the total caseload of migrant assisted in 2018. Djibouti (20%), the Netherlands (40%) and Italy (47%) also experienced a significant increase in the total number of AVRs.

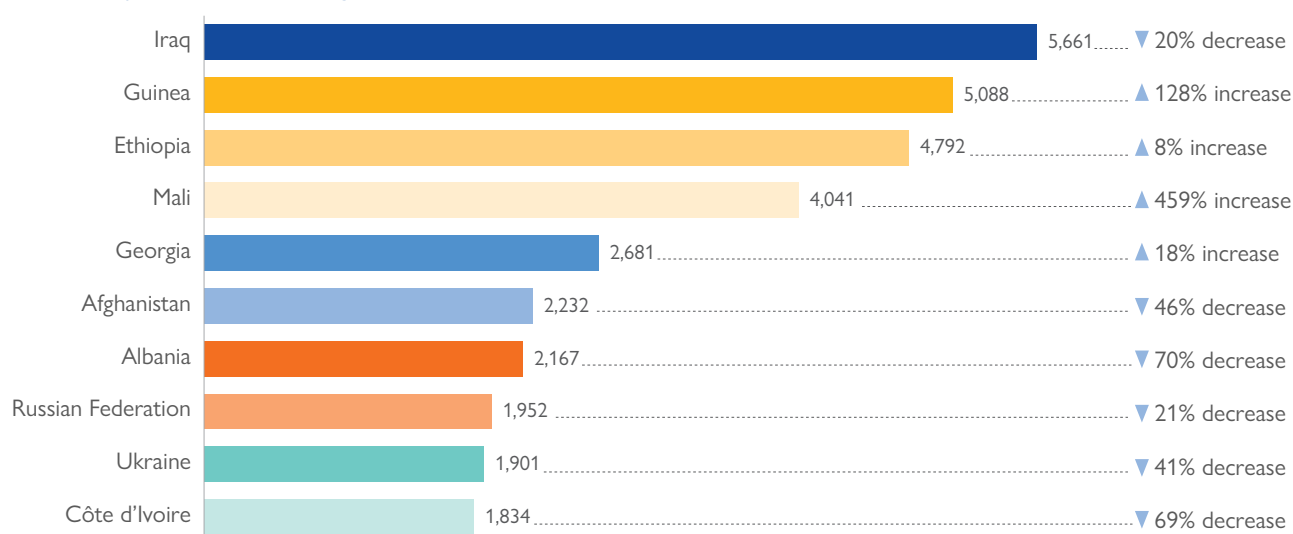
Chart 8: Top 10 host/transit countries for AVR, 2018



► Countries of Origin

Albania experienced a 70 per cent decrease between 2017 and 2018, linked to the decrease in AVRs from the EEA and Switzerland. Iraq became the country where most AVR beneficiaries returned to, despite a 20 per cent decrease. Guinea and Mali, which were not among the top 10 countries of origin last year, experienced a significant increase (128% and 458%, respectively), mainly caused by increased AVRs from the Niger. Ethiopia (8%), Georgia (18%) and Côte d'Ivoire (69%) also experienced increases over the past year. By contrast, the number of beneficiaries returning to Afghanistan (-46%), Albania (-70%), the Russian Federation (-21%) and Ukraine (-41%) considerably decreased.

Chart 9: Top 10 countries of origin for AVR, 2018



1.4. REINTEGRATION ASSISTANCE: MAIN TRENDS

► Reintegration Assistance

In the 2018 return and reintegration key highlights, reintegration assistance builds upon three level of assistance:

1. Individual level assistance, which includes:

- Reintegration assistance prior to departure, including through counselling and referral;
- Reintegration assistance upon return, including through counselling and referral;
- Additional reintegration assistance, which refers to additional assistance provided to returnees, including based on their vulnerabilities. In this report, migrants in vulnerable situations provided with reintegration assistance, include:
 - VoTs;
 - Migrants with health-related needs;
 - UASC;
- Collective reintegration assistance provided to several returning migrants as a group;
 - Based on the above level of assistance, returnees can be provided with the following services:
 - Education
 - Medical support
 - Housing
 - Microbusiness
 - Job placement
 - Child care
 - Financial services, including cash reintegration grants
 - Training

- Material assistance
- Psychosocial support
- Legal services
- Social protection schemes
- Special security measures

2. Community-level assistance, which includes:

- Individual or collective reintegration assistance directly involving local communities and/or directly addressing their needs;

3. Structural-level assistance, which includes:

- Strengthening local and national systems of governance, coordination and service provision through a wide variety of activities, including capacity-building and/or dialogue on return and reintegration management.

► Reintegration Assistance in Host Countries

In 2018, 65 IOM country offices in host or transit countries provided reintegration-related counselling activities to 18,274 beneficiaries assisted to return by IOM prior to their departure. Among the beneficiaries who received reintegration-related counselling, 666 were VoTs, 1,265 were migrants with health-related needs and 320 were UASC.

Forty-seven IOM country offices in host or transit countries provided reintegration-related referrals to 13,173 beneficiaries assisted to return by IOM. Among these beneficiaries, 271 were VoTs, 1,991 were migrants with health-related needs and 635 were UASC.

► Reintegration Assistance in Countries of Origin

Beneficiaries Assisted to Return by IOM

Sixty-four IOM country offices in countries of origin provided reintegration-related counselling to beneficiaries assisted by IOM after their return. Among the 41,461 beneficiaries who received reintegration counselling, 1,158 were VoTs, 2,312 were migrants with health-related needs and 1,374 were UASC. Thirty-six IOM country offices in countries of origin provided reintegration-related referrals to 4,903 beneficiaries assisted to return by IOM.

Beneficiaries Assisted to Return Considered as Voluntary by Other Stakeholders

Thirteen IOM country offices in countries of origin provided reintegration-related counselling to 792 beneficiaries assisted to return considered as voluntarily by other stakeholders, of whom 347 were VoTs, 70 were migrants with health-related needs and 51 were UASC.

Five IOM country offices also provided reintegration-related referrals to 238 beneficiaries assisted to return considered as voluntary by other stakeholders.

Migrants Forcibly Returned by Government

Fourteen IOM country offices provided reintegration-related counselling to 41,349 forcibly returned migrants, after they were formally admitted to their countries, that is, after their return process had been concluded. Among these beneficiaries, 24 were VoTs, 11 were migrants with health-related needs and 7,563 were UASC.

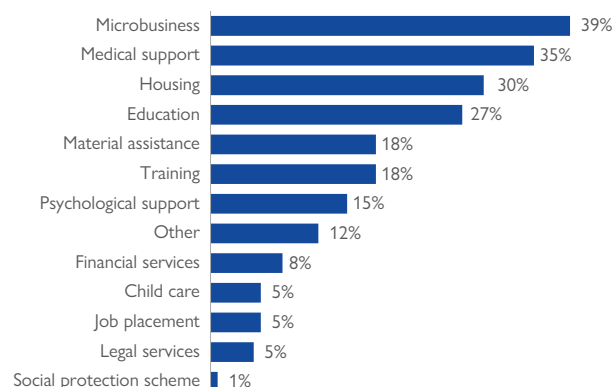
Five IOM country offices also provided reintegration-related referrals to 436 migrants who were forcibly returned to their countries of origin. Fifty-four IOM country offices in countries of origin also provided cash grants upon arrival.

Reintegration Activities

Individual in-kind assistance was provided in countries of origin by 64 IOM country offices to 18,357 beneficiaries assisted by IOM, 6 IOM country offices to 667 beneficiaries assisted to return considered as voluntarily by other stakeholders, and by 11 country offices to 41,095 forcibly returned migrants.

Among the services provided to individual returnees, 39 per cent of IOM country offices provided them with microbusinesses assistance, 35 per cent with medical support, 30 per cent with housing assistance and 27 per cent with education support (see chart below).

Chart 10: Reintegration activities provided to returnees, 2018



Nineteen IOM country offices also assisted returnees through collective reintegration projects, and 11 through community-based reintegration projects.

► Capacity-building and/or Dialogue Activities on Return and Reintegration Management

Fifty-seven IOM country offices facilitated dialogue and/or capacity-building activities on return and/or reintegration management at the local, regional and international levels. Fifty-seven country offices implemented activities related to building the capacities on return and reintegration needs of migrants, 40 country offices implemented activities on the establishment of referral mechanisms between IOM and partners, 23 on legislative review and 30 on the adoption of guidelines.

Table 1: Return and reintegration management, 2018

Capacity-building on return and reintegration needs of returnees	57
Establishment of referral mechanisms	40
Legislative review	23
Adoption of guidelines	30
Other	20

CHAPTER 2

REGIONAL
HIGHLIGHTS

2.1. ASIA AND THE PACIFIC

SUMMARY

The number of beneficiaries assisted to return from Asia and the Pacific region remained relatively stable compared to 2017. On the other hand, assisted voluntary returns (AVRs) to the region decreased by 32 per cent as compared to 2017.

Out of the 40 countries covered by the Asia and Pacific region, 20 IOM country offices provided reintegration-related activities prior to or upon arrival in 2018.

Asia and the Pacific is home to the largest share of the world's population, including 45 per cent of the world's youth, and contains 17 of the 31 mega cities. An estimated 77.2 million people born in the region now live outside of their countries of origin. The majority of the people live in neighbouring countries within the region but migrants from the region are also an increasingly significant proportion of migrant populations elsewhere. Regional connectivity and regional integration are contributing to greater mobility. Temporary, circular and irregular migration is widespread in the region, with almost half of the migrants being women. Migrants are predominantly semi- and low-skilled workers in informal sectors looking for work, and the region also experiences complex mixed migration flows, including asylum seekers, stateless persons, and people displaced by conflict, natural disasters and/or environmental change.

1. Assisted Voluntary Return (AVR)**Returns from and to Asia and the Pacific****► AVR from Asia and the Pacific**

In 2018, a total of 1,721 migrants were assisted to return from Asia and the Pacific region. The percentage of migrants assisted to return from Asia and the Pacific increased slightly, from 2.8 per cent of total returns in 2017 to 3 per cent in 2018.

Majority of returnees from the region were assisted to return from Australia (821) and Indonesia (465), comprising 48 per cent and 27 per cent of returns from the region, respectively.

As has been consistent in the past years, most return flows from the region were intraregional (over 68%). Most of the intraregional flows were migrants assisted to return from Australia, Indonesia and Thailand to Sri Lanka, Pakistan, Malaysia, the Islamic Republic of Iran and Afghanistan.

► AVR to Asia and the Pacific

The number of beneficiaries assisted to return to the region decreased by 32 per cent as compared to 2017 (8,848 returns in 2018, 12,940 returns in 2017). This decline can be explained by the overall decrease of returns from the EEA and Switzerland. This past year, 5,638 migrants returned from the EEA and Switzerland to the Asia and Pacific region as compared to the 8,976 migrants in 2017. The EEA and Switzerland make up over 64 per cent of voluntary returns to Asia and the Pacific with many migrants assisted to return from Germany (22 per cent of total AVR to Asia and the Pacific) and Greece (21 per cent of total AVR to Asia and the Pacific).

The SEECA represent the second largest flow of migrants assisted to return to Asia and the Pacific, accounting for 21 per cent of returns, with Turkey comprising 15 per cent of the total caseload of migrants assisted to return to Asia and the Pacific.

Furthermore, 2,232 migrants assisted to return to the region returned to Afghanistan, comprising 25 per cent of AVR to the region, and making Afghanistan the main country of origin in the region. Additionally, 1,817 migrants returned to Pakistan and 1,510 migrants returned to the Islamic Republic of Iran, respectively making up 21 per cent and 17 per cent of the returns to the region.

Table 2: Top 5 host countries and countries of origin within the Asia and the Pacific region in 2018/2017, with number of migrants assisted

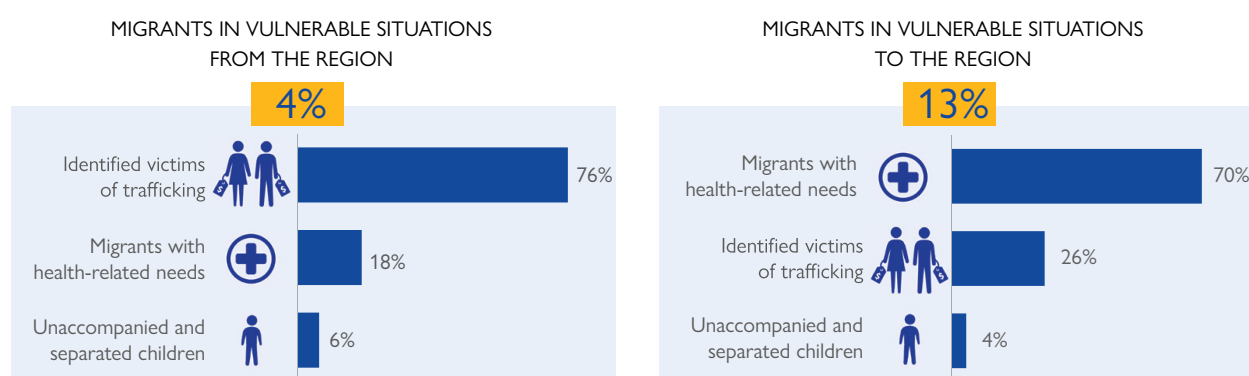
Host countries				Countries of origin			
2018		2017		2018		2017	
Australia	821	Australia	818	Afghanistan	2,232	Afghanistan	4,158
Indonesia	465	Indonesia	518	Pakistan	1,817	Pakistan	2,999
Thailand	207	Thailand	322	Islamic Republic of Iran	1,510	Islamic Republic of Iran	2,144
Malaysia	80	Malaysia	104	India	689	India	594
Philippines	12	Japan	39	Sri Lanka	505	Sri Lanka	453

► AVR of Migrants in Vulnerable Situations

The percentage of migrants in vulnerable situations assisted to return from and to the region decreased this past year. Beneficiaries in vulnerable situations assisted to return from and to the region represented respectively 4 per cent and 13 per cent of the total caseload of migrants in vulnerable situations. This is a significant drop as compared to 2017, during which migrants in vulnerable situation assisted from and to the region represented 26 per cent and 28 per cent of the total number of migrants in vulnerable situations.

VoTs represented 76 per cent of the total caseload of migrants in vulnerable situations assisted to return from Asia and the Pacific. Most of the VoTs were assisted to return from Malaysia and Thailand. Migrants with health-related needs assisted to return from Australia represented 13.5 per cent of the vulnerable migrant caseload from this region. Migrants with health-related needs constituted 70 per cent of the total caseload of migrants in vulnerable situations assisted to return to Asia and the Pacific. The vast number of migrants with health-related needs travelled to Pakistan, Afghanistan and the Islamic Republic of Iran. VoTs assisted to return to the Philippines made up 9.5 per cent of migrants in vulnerable situations assisted to return to the region overall.

Chart 11: AVR of migrants in vulnerable situations within the Asia and the Pacific region in 2018/2017



2. Reintegration

► Reintegration Assistance in Host Countries in Asia and the Pacific

In 2018, 8 IOM country offices in host or transit countries in the region provided reintegration-related counselling activities to beneficiaries assisted to return by IOM prior to their departure. In addition, 983 beneficiaries assisted by IOM received reintegration-related counselling, of whom 14 were VoTs and 9 were migrants with health-related needs.

Three IOM country offices in the region provided reintegration-related referrals to 290 beneficiaries assisted to return by IOM. Among these beneficiaries, 2 were VoTs and 4 were migrants with health-related needs.

► Reintegration Assistance in Countries of Origin in Asia and the Pacific

Nine IOM country offices in the region provided reintegration-related counselling to beneficiaries assisted to return by IOM after their return. Among the 3,155 beneficiaries who received reintegration counselling, 117 were VoTs, 23 were migrants with health-related needs and 19 were UASC. Similarly, 5 country offices provided reintegration-related referrals to 645 beneficiaries assisted by IOM.

Bangladesh and Myanmar provided reintegration-related counselling to 239 beneficiaries who were assisted to return considered as voluntary by other stakeholders, among which 236 were VoTs. Myanmar also provided reintegration-related referrals to 105 beneficiaries assisted to return considered as voluntary by other stakeholders.

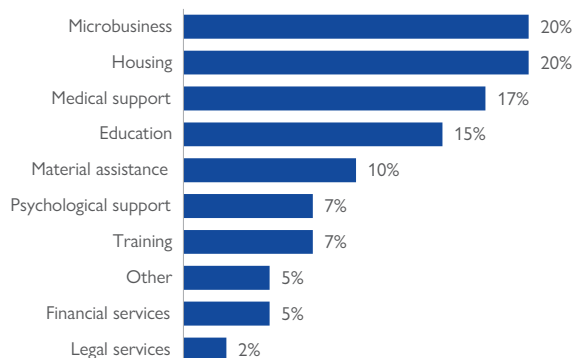
Two IOM country offices provided reintegration-related counselling to 249 migrants who had been forcibly returned by governments. They also provided reintegration-related referrals to 333 forcibly returned migrants.

Reintegration Activities

Nine IOM country offices provided individual in-kind assistance to 2,410 beneficiaries assisted to return by IOM. Bangladesh and Myanmar also provided in-kind assistance to 272 beneficiaries who were assisted to return considered as voluntarily by other stakeholder, and Afghanistan provided in-kind assistance to 213 migrants forcibly returned by governments.

Among the services provided to individual returnees, 20 per cent of the IOM country offices in the region provided them with housing and microbusiness assistance, 17 per cent with medical support and 15 per cent with education assistance (see chart below).

Chart 12: Reintegration activities provided to returnees in the Asia and the Pacific region, 2018



Thailand and Mongolia also supported returnees through community-based reintegration projects.

3. Dialogue and/or Capacity-building on Return and Reintegration Management

Five countries facilitated dialogue and/or capacity-building on return and reintegration management. In particular, Thailand and the Republic of Korea organized capacity-building activities on the return and reintegration needs of returnees, while Myanmar and Thailand organized activities focused on the establishment of referral mechanisms between IOM and partners. Indonesia, Philippines, Myanmar and Thailand implemented dialogue and/or capacity-building activities focused on the adoption of guidelines.

Table 3: Return and reintegration management in the Asia and the Pacific region, 2018

Capacity-building on the return and reintegration needs of returnees	2
Establishment of referral mechanisms	2
Legislative review	0
Adoption of guidelines	4
Other	1

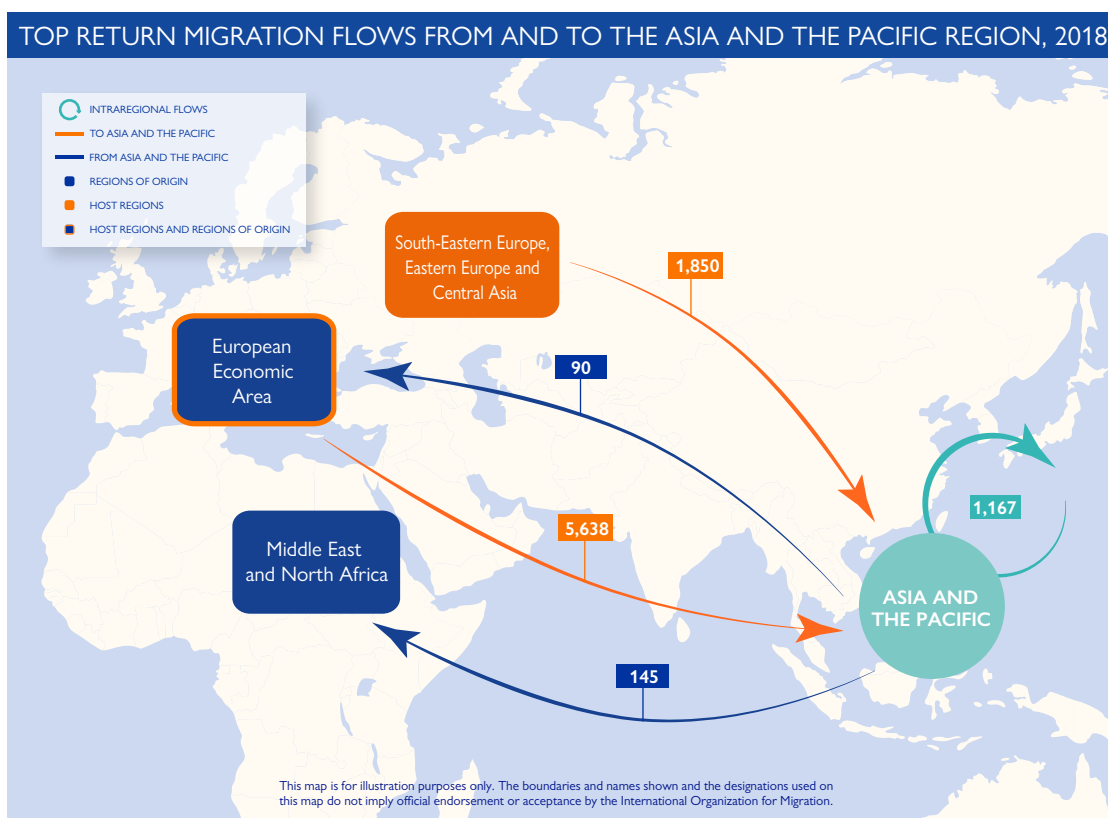
AVRR PROGRAMMES IN ASIA AND THE PACIFIC

IOM in Asia and the Pacific covers 40 countries with regular ongoing activities in 33 countries. Programmes implemented support migrants, host communities and governments while working closely with regional and multilateral partners, key UN counterparts (including UN Country Teams), civil society, the private sector, and academic and research institutions. IOM also supports regular migration dialogues and several regional consultative processes, including the Colombo Process and the Bali Process.

The IOM AVRR programming in Asia and the Pacific includes several host countries (Australia, Indonesia and Thailand in particular), with the main countries of origin all located in South and South-West Asia (Afghanistan, Pakistan, the Islamic Republic of Iran and Bangladesh). With financial support from the US Department of State (Bureau of Population, Refugees and Migration (PRM)), IOM was able to provide voluntary return assistance to migrants in vulnerable situations throughout the Greater Mekong subregion and Malaysia. IOM also continued to support the Bali Process, which provides individualized AVRR support to eligible stranded migrants and failed asylum seekers in the region.

With the requests for assistance exceeding the availability of funds, IOM, in consultation with the Australian Department of Immigration and Border Protection (DIPB), generally prioritized only the most vulnerable applicants, such as victims of human trafficking and related forms of exploitation, single-parent families with young children and the elderly. An IOM partnership with the Government of Japan also allowed the Organization to continue to provide AVRR support to victims of human trafficking returning home from Japan. As one of the world's main countries of origin for returnees, Afghanistan remains a significant priority for IOM's AVRR efforts in Asia and the Pacific, with large numbers of returnees from the Islamic Republic of Iran and Pakistan, as well as from Europe.

While IOM continued to provide basic humanitarian assistance to returnees in particularly vulnerable situations in border areas, the Organization has also been able to significantly expand its reintegration efforts in Afghanistan and Bangladesh due to the additional financial support from the European Commission's Directorate-General for International Cooperation and Development (DG DEVCO). This included not only provision of individualized reintegration assistance (economic reintegration, as well as social and psychosocial assistance in some cases) but also broader efforts to strengthen the communities to which they return.



2.2. CENTRAL AMERICA, NORTH AMERICA AND THE CARIBBEAN

SUMMARY

Overall, the share of AVRR beneficiaries from and to the region in the total number of returns globally remained relatively low in 2018 in comparison to other regions and represents 1 per cent of the total caseload. This can be explained by relatively limited funding for and existence of AVRR programmes in the region.

Out of the 28 countries in the Central America, North America and the Caribbean region (CNAC), 11 IOM country offices provided reintegration-related activities prior to or upon arrival in 2018. Although the number of beneficiaries assisted to return by IOM through AVRR programmes remains relatively low as compared to other regions, the region provided reintegration-related counselling to a large number of migrants forcibly returned by the Government of Guatemala, the Government of El Salvador, the Government of Honduras, the Government of Jamaica and the Government of the Dominican Republic.

The region which includes Central America, North America and the Caribbean (CNAC) has long been characterized by migration, with more than 67.2 million international migrants (more than half of them are female migrants) according to official UN Department of Economic and Social Affairs statistics. The land migration corridor through Central America is one of the most significant in the world, particularly known for dangerous irregular migration journeys. At the same time, migration is an essential part of development; remittances from migrants provide important support to the region and form a significant part of many national GDPs. While AVRR programmes are of increasing interest to policymakers, and are included in the context of regional forums such as the Regional Conference on Migration, the majority of returns in terms of numbers continue to be those returned by other governments in the region, such as by the United States of America (hereinafter United States) and the United Mexican States (hereinafter Mexico). As a result, programmes in countries of origin to receive and reintegrate returnees are particularly important. There is great diversity of movements in the region (South–North, South–South, interregional, extraregional) as well as varying conditions of these migration processes, ranging from irregular migration under dangerous conditions to formal migration of highly qualified workers. Migrants' profiles themselves are diverse, and the flows in the region are dynamic. This year, migrants who participated in “caravans” in the Northern Triangle of Central America were among those choosing to return through AVR programmes implemented by IOM in the region, contributing to the increase in numbers from the previous year.

1. Assisted Voluntary Return (AVR)

Returns from and to CNAC

► AVR from CNAC

There were 704 cases of AVRs from Central and North America and the Caribbean, which was more than double (155%) as compared to 2017. This was mostly due to an increase in the number of *intraregional* returns, specifically 517 cases from Mexico, 84 cases from Cuba and 73 cases from Guatemala; these migrants were assisted to return to Honduras (402), El Salvador (244) and Haiti (78).

► AVR to CNAC

Of the 1,088 migrants assisted to return voluntarily to the region, 660 returned from CNAC, accounting for 61 per cent of the flows. Seventy-six per cent of the returns came from Mexico, mainly to Honduras (320) and El Salvador (147). Moreover, 333 migrants returned through AVR programmes from the EEA and Switzerland to the CNAC region, which accounted for 31 per cent of the total returns to the region. Most of these returns come from the Netherlands, Spain and Germany, respectively accounting for 28 per cent, 17 per cent and 15 per cent of the flows from the EEA and Switzerland to CNAC.

AVRs to Honduras, the main country of origin in the region, were mainly facilitated from Mexico.

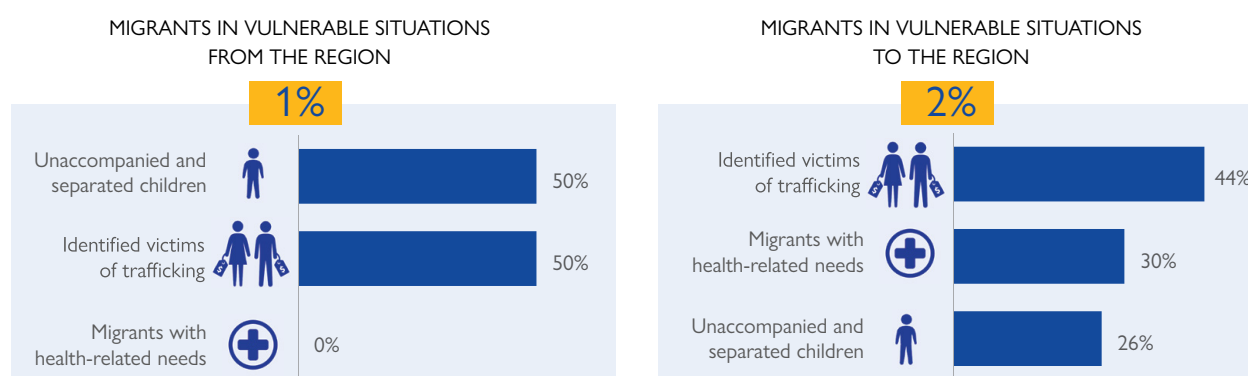
Table 4: Top 5 host countries and countries of origin within the CNAC region in 2018/2017, with number of migrants assisted

Host countries				Countries of origin			
2018		2017		2018		2017	
Mexico	571	Dominican Republic	277	Honduras	402	Haiti	243
Cuba	84	Costa Rica	19	El Salvador	244	Honduras	103
Guatemala	73	Saint Lucia	11	Haiti	78	El Salvador	56
United States	9	Panama	9	Cuba	75	United States	45
Panama	7	Guatemala	5	United States	71	Nicaragua	37

► AVR of Migrants in Vulnerable Situations

The share of migrants who benefited from AVR who were in vulnerable situations accounted for 1 per cent of the total beneficiaries provided with AVR from Central and North America and the Caribbean. Among them, half were VoTs and the other half were UASC. On the other hand, 2 per cent of the total caseload of migrants in vulnerable situations were assisted to return to CNAC, of whom 44 per cent were VoTs, 29 per cent were migrants with health-related needs and 26 per cent were UASC.

Chart 13: AVR of migrants in vulnerable situations within the CNAC region in 2018/2017



2. Reintegration

► Reintegration Assistance in Host Countries in the CNAC Region

Among host countries in the region, Costa Rica, the Dominican Republic, Mexico and the United States provided reintegration-related counselling activities to beneficiaries assisted to return by IOM prior to their departure. Among the 84 beneficiaries who received counselling, 86 per cent were VoTs returning from the Dominican Republic.

Costa Rica, the Dominican Republic and the United States also provided reintegration-related referrals to 14 beneficiaries assisted to return by IOM, of whom 10 were VoTs.

► Reintegration Assistance in Countries of Origin in the CNAC Region

Five IOM country offices in the region provided reintegration-related counselling to beneficiaries assisted to return by IOM upon their return. Among the 85 beneficiaries who received reintegration counselling, two were VoTs and 3 were migrants with health-related needs.

El Salvador and Honduras provided reintegration-related referrals to 9 beneficiaries assisted by IOM.

The Dominican Republic provided reintegration-related counselling to 532 beneficiaries assisted to return considered as voluntarily by other stakeholders.

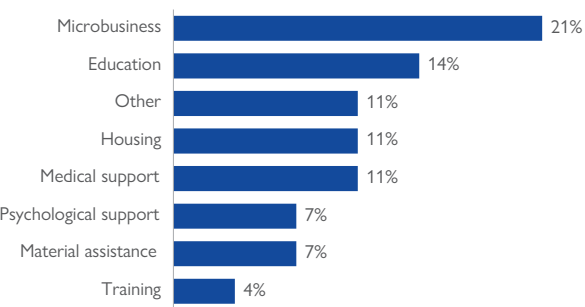
Although the number of beneficiaries assisted to return by IOM who received reintegration assistance remains relatively low compared to other regions, the Dominican Republic, El Salvador, Guatemala, Honduras and Jamaica provided reintegration-related counselling to 40,712 migrants who were forcibly returned by governments, of whom 7,444 were UASC.

Reintegration Activities

Four IOM country offices in countries of origin provided individual in-kind assistance to 68 beneficiaries assisted to return by IOM. El Salvador, Guatemala and Honduras also provided in-kind assistance to 40,557 migrants who were forcibly returned by governments.

Among the services provided to individual returnees, 21 per cent of the IOM country offices in the region assisted returnees with microbusinesses; 14 per cent with education support; and 11 per cent with medical support, housing and other services (see chart below).

Chart 14: Reintegration activities provided to returnees in the CNAC region, 2018



El Salvador, Guatemala and Honduras also assisted returnees through community reintegration projects.

3. Dialogue and/or Capacity-building on Return and Reintegration Management

Four IOM country offices facilitated dialogue and/or capacity-building activities on return and reintegration management. More precisely, three country offices implemented activities related to strengthening understanding of return and reintegration needs of returnees. Three country offices also implemented activities related to the establishment of referral mechanisms between IOM and partners, and four country offices provided legislative review and assistance with adoption of guidelines.

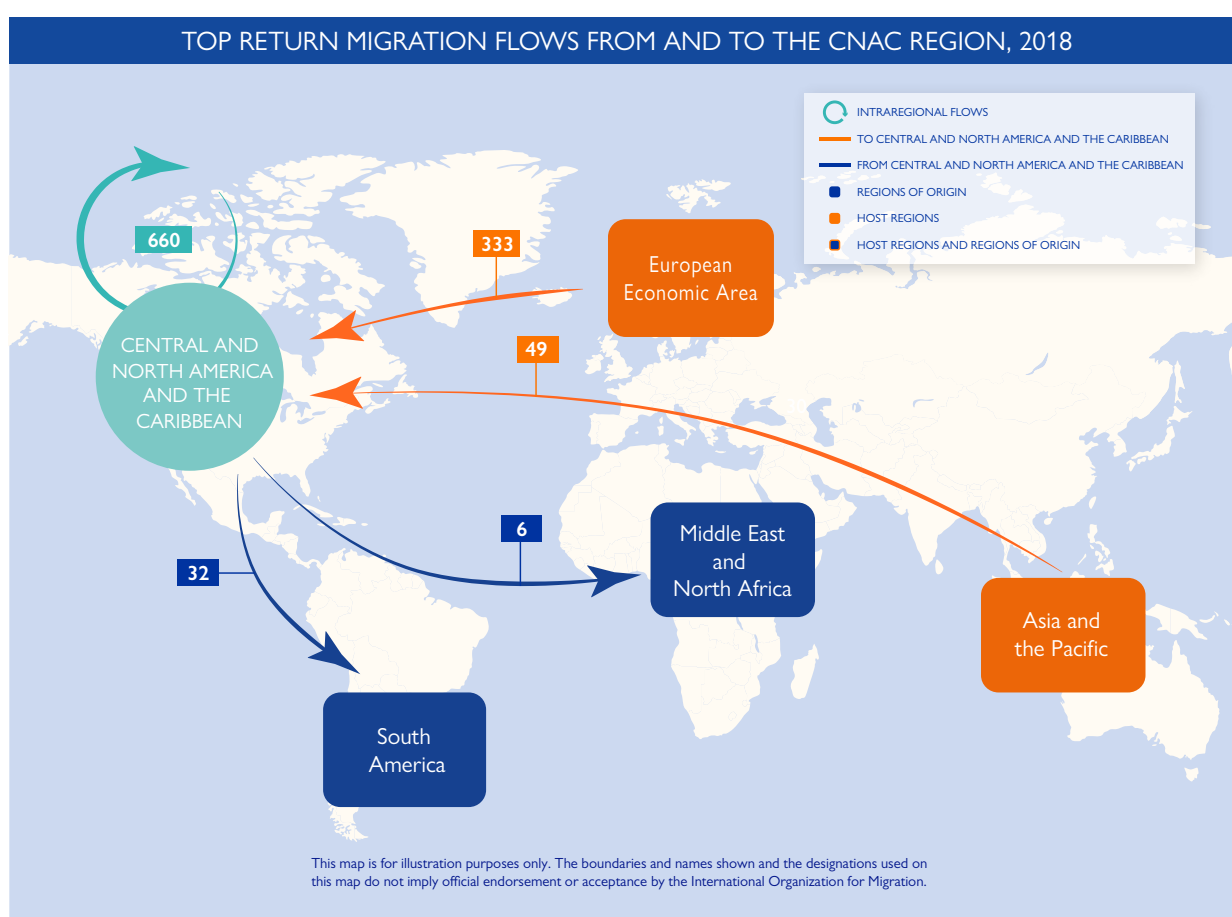
Table 5: Return and reintegration management in the CNAC region, 2018

Capacity-building on the return and reintegration needs of returnees	3
Establishment of referral mechanisms	3
Legislative review	4
Adoption of guidelines	4
Other	1

AVRR PROGRAMMES

IN CENTRAL AMERICA, NORTH AMERICA AND THE CARIBBEAN

Return and reintegration are topics of high interest to IOM Member States and partners in the region, particularly in the Northern Triangle of Central America, El Salvador, Guatemala and Honduras. This is partly due to ongoing IOM technical assistance and related projects in these countries for many years (see current highlights below). IOM works regularly across all countries in the region (including North America, Central America and the Caribbean) to assist migrants to voluntarily return and reintegrate in their countries of origin, either through local projects (such as an on-going project in Guyana benefitting VoTs) or through the IOM global emergency assistance funds.⁴ IOM is regularly contacted by partners in law enforcement, consulates, counter-trafficking coalitions, gender-based violence response and child protection institutions with requests for possible AVRR assistance. It also receives requests from civil society partners and migrants themselves as well as other UN Agencies. In the region, as elsewhere, IOM's work in AVRR is carried out through coordination with partners and in close cooperation with host countries and countries of origin. It is a key part of IOM's work to protect and assist migrants in need in the region.



⁴ These include emergency assistance funds for victims of trafficking (IOM Emergency Fund), for migrants in situations of vulnerability (IOM Global Assistance Fund, Regional Conference on Migration Fund), as well as those dedicated to assisting stranded migrants (IOM Humanitarian Assistance for Stranded Migrants Fund, Return fund of the Mesoamerica programme).

2.3. EAST AND HORN OF AFRICA

SUMMARY

In comparison to 2017, the number of beneficiaries returning from the East and Horn of Africa (EHA) region increased by 23 per cent, while returns to the region decreased by 15 per cent.

Out of the 10 countries in the East and Horn of Africa region, eight IOM country offices provided reintegration-related activities to returnees prior to or upon arrival in 2018.

Migration in the East and Horn of Africa region is characterized by mixed migration flows and underpinned by multiple drivers, including socioeconomic factors, conflict and political instability. Migrant smuggling is particularly prominent in the region as people use the services of smugglers to reach their intended destinations. The Middle East, Europe and Southern Africa are the three major destinations for migrants from Eastern Africa, who use four main routes, including the western route via Sudan, into Libya and across the Mediterranean; the northern route via Egypt to Israel; the southern route down the Eastern Corridor toward South Africa; and the eastern route transiting through Yemen to Saudi Arabia and beyond. Most migrants from the East and Horn of Africa originate from Ethiopia and Somalia.⁵ As an increasing trend, migrants become more frequently stranded in transit countries, including in some cases by being detained for illegal entry. In 2018, IOM's AVR has been an instrumental element in assisting many of the most vulnerable migrants stranded *en route*, including many children and migrants with health-related needs.

1. Assisted Voluntary Return (AVR)

Returns from and to EHA

► AVR from EHA

In 2018, a total of 4,211 migrants were assisted to return from the region, representing a 23 per cent increase

from 2017. The percentage of migrants assisted to return from the region of the total caseload increased from 4.8 per cent in 2017 to 7 per cent in 2018.

The majority of the beneficiaries assisted to return from the region were assisted from Djibouti, representing 81 per cent of the total regional caseload, or 3,392 cases. The second biggest host country in the region was the United Republic of Tanzania accounting for 13 per cent of AVRs from the region.

Consistent with 2017, intraregional flows represented over 99 per cent of total returns from the region, with returns to Ethiopia accounting for 97.2 per cent of the total caseload of returns from the region.

► AVR to EHA

The number of beneficiaries assisted to return to the East and Horn of Africa continues to be high although 2018 saw a decrease by 15 per cent as compared to 2017 (5,372 returns in 2018, 6,312 returns in 2017). Migrants assisted to return to the region again represented 8 per cent of the total caseload for the year, as was the same in 2017.

Aside from intraregional flows, 9 per cent of beneficiaries were assisted to return to the region from countries in Southern Africa, such as Mozambique, South Africa and Zambia.

Table 6: Top 5 host countries and countries of origin within the EHA region in 2018/2017, with number of migrants assisted

Host countries				Countries of origin			
2018		2017		2018		2017	
Djibouti	3,392	Djibouti	2,829	Ethiopia	4,792	Ethiopia	4,445
United Republic of Tanzania	531	Somalia	425	Somalia	297	Somalia	1,594
Somalia	225	United Republic of Tanzania	83	Uganda	87	Uganda	85
Kenya	25	South Sudan	53	Burundi	54	Burundi	69
South Sudan	21	Kenya	40	Kenya	52	Kenya	53

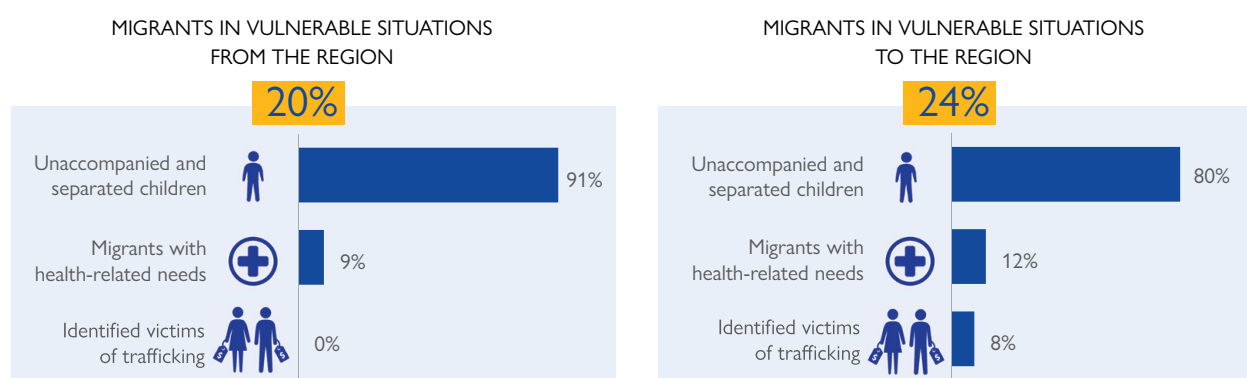
⁵ International Organization for Migration, *World Migration Report 2018* (Geneva, 2018).

► AVR of Migrants in Vulnerable Situations

The number of migrants returning to and from the region identified as being in vulnerable situations supported with AVR increased this year. Beneficiaries identified as vulnerable returning from and to the region represented 20 per cent and 24 per cent, respectively, of total vulnerable beneficiaries for the year. This is a significant increase as last year the East and Horn of Africa region accounted for respectively 3.4 and 8 per cent of the total beneficiaries who were identified as vulnerable. One reason that accounts for this is the fact that IOM has expanded its programming to benefit migrants held in detention for illegal entry – amongst them a considerable number of migrants with health-related needs.

UASC represented 91 per cent of total caseload of migrants in vulnerable situations assisted to return from the region and 80 per cent of total vulnerable migrants assisted to return to the region. Most UASC returned from Djibouti and the United Republic of Tanzania. UASC assisted to return to Ethiopia constituted 79 per cent of migrants in vulnerable situations who were assisted to return to the region.

Chart 15: AVR of migrants in vulnerable situations within the EHA region in 2018/2017



2. Reintegration

► Reintegration Assistance in Host Countries in the EHA Region

In 2018, Somalia and Ethiopia provided reintegration-related counselling activities to beneficiaries assisted to return to IOM prior to their departure. Furthermore, 281 beneficiaries received reintegration-related counselling, of whom 12 were VoTs, 10 were migrants with health-related needs and 4 were UASC.

South Sudan, Ethiopia and Djibouti provided reintegration-related referrals to 5,307 beneficiaries assisted to return by IOM. Among these beneficiaries, 1,260 were migrants with health-related needs and 564 were UASC.

► Reintegration Assistance in Countries of Origin in the EHA Region

Ethiopia provided reintegration-related counselling to 2,824 beneficiaries who were assisted to return by IOM, to 406 beneficiaries assisted to return considered as voluntarily by other stakeholders as well as 9 migrants who were forcibly returned by governments.

Ethiopia and South Sudan provided reintegration-related referrals to 13 beneficiaries assisted to return by IOM, and Ethiopia provided referral to 100 beneficiaries who were assisted to return considered as voluntarily by other stakeholders.

Reintegration Activities

The main services provided to individual returnees upon return were education, housing, medical support, microbusinesses assistance, assistance with financial services, training, psychological support and material assistance.

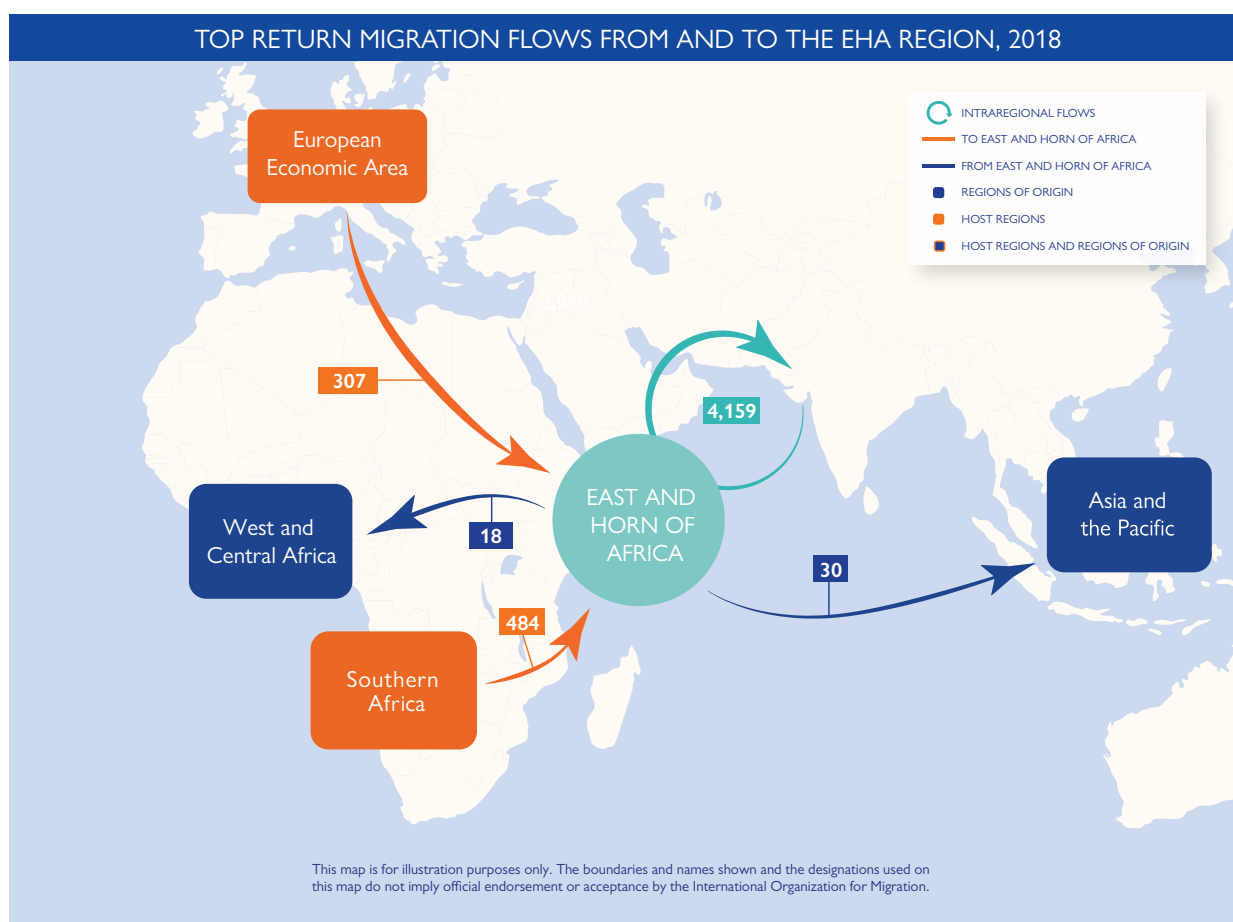
Ethiopia also assisted returnees through collective reintegration projects.

3. Dialogue and/or Capacity-building on Return and Reintegration Management

Ethiopia and Somalia facilitated dialogue and/or capacity-building activities on return and reintegration management. In particular, they implemented activities which aimed at strengthening the understanding of return and reintegration needs. Ethiopia also implemented activities on the establishment of referral mechanisms between IOM and partners.

AVRR PROGRAMMES IN EAST AND HORN OF AFRICA

In 2018, most AVRR activities in the East and Horn of Africa have been directly supported by the EU–IOM Joint Initiative for Migrant Protection and Reintegration in the Horn of Africa. The Joint Initiative programme has provided financial support for the return and reintegration of migrants in the four priority countries, namely Ethiopia, Somalia, Sudan and Djibouti with a strong emphasis on strengthening national referral mechanisms and developing national standard operating procedures for return and reintegration. Voluntary return operations have also been funded through the Better Migration Management programme which is funded by the European Union (EU) Emergency Trust Fund for Africa and the German Federal Ministry for Economic Cooperation and Development. Bilateral AVRR programmes have been set up in Ethiopia, including with funding from the Government of Denmark. Finally, AVRR has been integrated as a key component into the Regional Migration Response Plan for the Horn of Africa (MRP, 2018–2020), led by IOM. Key donors for this partnership framework are the Ministry of Foreign Affairs of Denmark and the US Department of State's PRM.



2.4. EUROPEAN ECONOMIC AREA⁶

SUMMARY

The European Economic Area (EEA) remained the main region from which migrants were assisted to return in 2018 (54 per cent of the total caseload, returning for the most part from Germany, Greece and Austria). However, the number of beneficiaries returning from the EEA decreased by 33 per cent as compared to 2017.

Overall numbers of voluntary return have continued to decrease in most of the main host countries in the region (including Germany, Greece, Belgium and Austria). This can be explained by a combination of structural and contextual factors, varying from country to country, such as limitation of funding for AVRR, restrictions in AVRR eligibility criteria, changes in national migration and asylum policies, increased emphasis on forced returns, or lower influx of migrant arrivals and asylum applications.

At the same time, the number of migrants in vulnerable situations assisted to return increased by 18 per cent in the region, requiring extensive preparation of the return and reintegration process, including counselling of returnees as well as coordination and cooperation with partners to ensure tailored made approaches.

Out of the 32 countries in the EEA, 28 provided reintegration-related activities prior to departure or upon arrival in 2018. EEA missions are mostly engaged in reintegration-related activities through the provision of reintegration counselling, that is informing migrants about the support available, assessing beneficiaries' skills and vulnerabilities with a view to prepare the reintegration process in the country of origin. In some countries, like in Spain, pre-departure business training sessions were organized for migrants to strengthen their skills for managing income-generating initiatives in the country of origin.

Migration in the EEA region is very dynamic and characterized by various trends. The region is sending as well as receiving migrants and intraregional migration is particularly vivid as the border-free Schengen Area guarantees free movement to over 400 million citizens. However, since 2015, the migration debates in Europe have become increasingly dominated by the mixed migration flows entering from Turkey into Europe as well as continued arrivals of migrants from North Africa towards the EU Member States in the central and western Mediterranean region.

In 2018, some 144,166 migrants and asylum seekers arrived in Europe according to IOM Displacement Tracking Matrix (DTM), using different land and maritime borders of southern Europe. They predominantly crossed the Mediterranean (some 117,360) and estimated 28 per cent of the overall arrivals were recorded in the last quarter of the year. The western Mediterranean route leading to Spain has been the most active route, as 45 per cent of the migrants and asylum seekers who reached Europe have embarked on this road, followed by the Eastern Mediterranean, Greece, Bulgaria and Cyprus registering 37 per cent, and Central Mediterranean (Italy and Greece) accounting for 17 per cent of the total. The nationalities of migrants travelling along those three routes vary and have changed in the course of the year. Some 26,806 arrivals by land have been accounted for via Bulgaria and Greece from Turkey. Arrivals in the last

quarter of 2018 and 2017 are the lowest reported since 2014 and can be partially associated with the policy and operational changes related to the migration flows across the Mediterranean.

Overall, we notice that after the peak of 2015–2016, AVRR return figures are no longer increasing. This is partially influenced by lower numbers of arrivals to the EEA which have returned to figures similar to the years prior to the 2015/2016 high influx situation. This is combined with changes in migration policies frameworks that some countries are facing (e.g. exclusion from (parts of) assistance for migrants from visa free countries or increase of forced returns), as well as with State actors taking over the implementation of voluntary return schemes. National AVRR schemes however remain significant in Europe and in 2018, have assisted approximately 33,971 migrants to return safely and with dignity in their country of origin.

1. Assisted Voluntary Return (AVR)

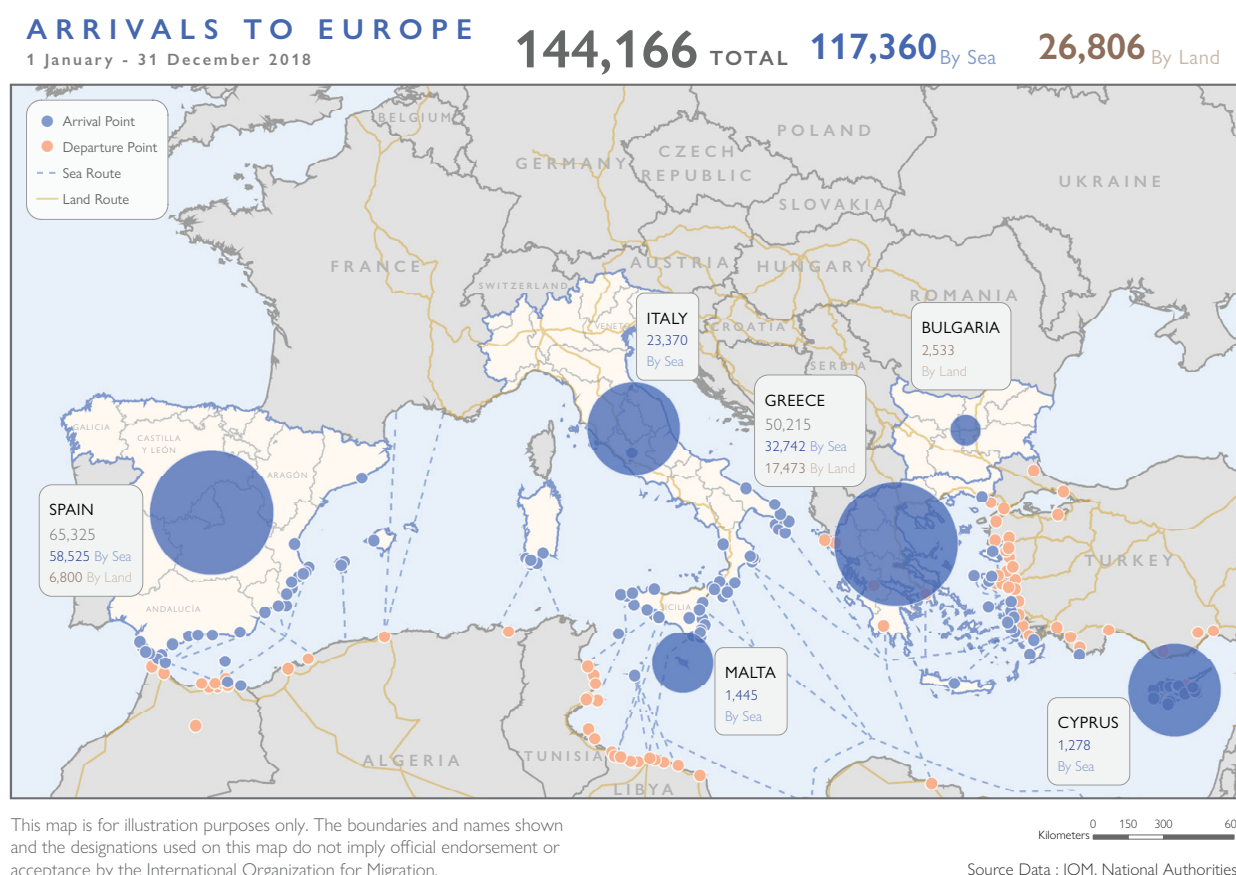
Returns from and to EEA

► AVR from the EEA

A total of 33,971 migrants were assisted to return from the EEA in 2018, which accounted for 54 per cent of the total caseload. Despite a 33 per cent decrease as compared to 2017, the EEA remains the top host region.

⁶ IOM Regional office for the European Economic Area (EEA) covers the EEA and Switzerland.

Most of the beneficiaries were assisted to return from Germany (15,942, or 47 per cent of the total number of beneficiaries assisted from the EEA), despite a significant decrease in the number of migrants assisted as compared to 2017 (-46%). Greece (4,968), Austria (3,469) and Belgium (2,795) remain main host countries as well, despite the decrease in the number of migrants assisted from those countries. The Netherlands (2,149), on the other hand, experienced a 40 per cent increase in the total caseload of migrants assisted. The latter results mainly from an expansion of eligibility criteria for AVRR introduced by the Government of the Netherlands in the summer of 2018.



In 2018, most migrants assisted from the EEA returned to Iraq (5,383), Georgia (2,681) and Albania (2,164).

► AVR to the EEA

In comparison with 2017, the number of returns to the EEA remained relatively stable and accounted for 2 per cent of total returns in 2018. Additionally, 88 per cent of the return flows to the EEA were intraregional, for the most part from countries such as Austria and Belgium to Romania and Bulgaria. This was mainly related to support provided to VoTs (see below).

Table 7: Top 5 host countries and countries of origin within the EEA in 2018/2017, with number of migrants assisted

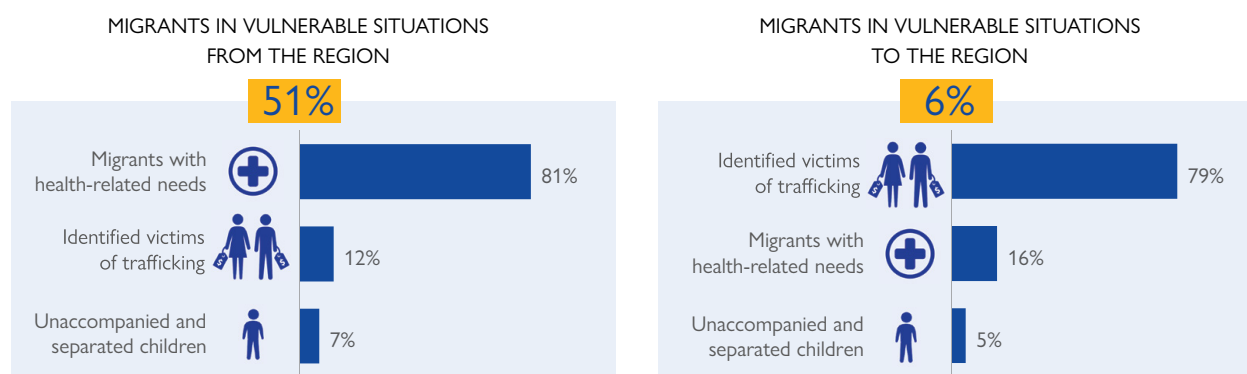
Host countries				Countries of Origin			
2018		2017		2018		2017	
Germany	15,942	Germany	29,522	Romania	538	Romania	858
Greece	4,968	Greece	5,655	Bulgaria	118	Bulgaria	94
Austria	3,469	Belgium	3,670	Slovakia	42	Italy	72
Belgium	2,795	Austria	3,546	Italy	36	Slovakia	63
Netherlands	2,149	Netherlands	1,532	United Kingdom	33	Poland	43

7 It should be noted that while IOM Switzerland assisted 357 migrants to return to their countries of origin and hence does not appear in this table, one of the main activities of this country office is to provide return and reintegration counselling to potential beneficiaries through IOM's staff present in the whole country.

► AVR of Migrants in Vulnerable Situations

The number of migrants in vulnerable situations assisted to return from the EEA (2,134) accounted for half of the total caseload of migrants in vulnerable situations assisted in 2018. Most of the migrants in vulnerable situations were migrants with health-related needs (81%). Identified VoTs and UASC accounted for 12 per cent and 7 per cent of the caseload respectively. AVR support provided to migrants in vulnerable situations from the EEA increased by 18 per cent in 2018 as compared to 2017, and the number of migrants with health-related needs increased by 27 per cent.

Chart 16: AVR of migrants in vulnerable situations within eea region in 2018/2017



2. Reintegration

► Reintegration Assistance in Host EEA Countries

In 2018, 25 IOM country offices in the region provided reintegration-related counselling activities to 8,015 beneficiaries assisted to return by IOM prior to their departure, including 143 VoTs, 1,107 migrants with health-related needs and 84 UASC.

Nineteen IOM country offices in the region also provided reintegration-related referrals to 6,421 beneficiaries assisted by IOM, of whom 83 were VoTs, 632 were migrants with health-related needs and 59 were UASC.

► Reintegration Assistance in Countries of Origin Part of the EEA Region

Hungary and Romania provided reintegration-related counselling to 43 beneficiaries assisted by IOM of after their return. Among them, 4 were VoTs and 29 were migrants with health-related needs.

Reintegration Activities

Romania, Hungary and Cyprus provided individual in-kind assistance to 53 beneficiaries assisted by IOM upon their return. The main services provided to individual returnees were education, medical support and microbusiness assistance.

3. Dialogue and/or Capacity-building on Return and Reintegration Management

IOM country offices in the region implemented dialogue and/or capacity-building activities on return and reintegration management. In particular, 17 IOM country offices organized activities to strengthen understanding of return and reintegration needs. Additionally, 12 IOM country offices implemented activities on the establishment of referral mechanisms between IOM and partners, 3 implemented activities on the adoption of guidelines and 2 implemented activities related to legislative review.

Table 8: Return and reintegration management in the EEA region, 2018

Capacity-building on the return and reintegration needs of returnees	17
Establishment of referral mechanisms	12
Legislative review	2
Adoption of guidelines	3
Other	2

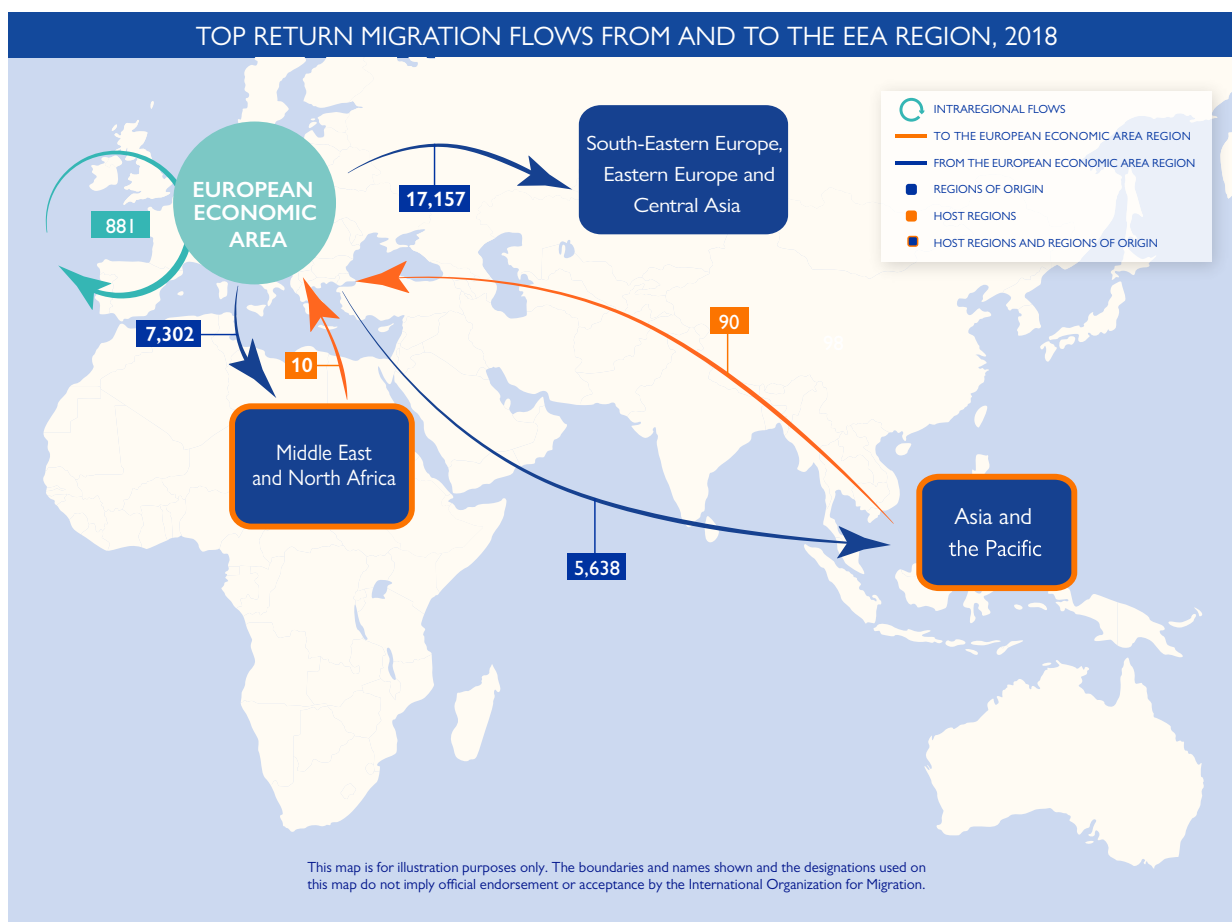
AVRR PROGRAMMES

IN THE EUROPEAN ECONOMIC AREA

Return migration is a prioritized topic in the EEA and is reflected by policy shifts towards overall returns; notably returns of asylum seekers who have been found not to be in need international protection. However, AVRR remains the preferred return option and is referenced as such in key EU policy documents.

In 2018, the EEA counted 28 national programmes for AVRR. They contribute to achieving safe, orderly and dignified migration while safeguarding the human rights of migrants, upholding international principles and standards, and contributing to preserving the integrity of regular migration structures and asylum systems.

There is also a genuine interest throughout national programmes to enhance the sustainability of reintegration and to develop procedures and modalities for the provision of tailored and more comprehensive reintegration. Whenever it is feasible, specific attention is placed on provision of tailored individual reintegration assistance (medical assistance; job placement; migrants in vulnerable situations). Country specific approaches for key countries of origin (such as Afghanistan or Iraq) are also implemented in parallel to the general programmes.



2.5. MIDDLE EAST AND NORTH AFRICA

SUMMARY

The number of beneficiaries returning from the Middle East and North Africa (MENA) region decreased by 37 per cent as compared to 2017. Returns to the region also decreased by 20 per cent as compared to 2017. These are mainly due to safety considerations within the MENA region and changes in policy in the key sending host countries outside of the region.

Out of the 17 countries in the MENA region, 9 provided reintegration-related activities prior to or upon arrival in 2018.

Migration has long shaped the MENA region, with many countries in the region simultaneously representing points of origin, transit and destination. The number of international migrants, including registered refugees, residing in the MENA region reached 37.4 million in 2017 (84% from outside the region). In the same year, 23 million individuals from MENA countries, including registered refugees, were living outside their countries of birth (40% of them travelled to a country within the region). Close to 22 million MENA individuals are affected by forced migration worldwide: 14 million internally displaced persons, close to 8 million refugees and asylum seekers and almost 50 million people in need of humanitarian assistance.⁸ In this context, IOM works with and for a diverse set of beneficiary groups, reflecting the complexity of migration in the region. These include international migrants, internally displaced persons, refugees, returnees and diaspora groups, as well as communities of origin and return, communities hosting migrant and displaced populations, and communities affected by crises.⁹

1. Assisted Voluntary Return (AVR)

Returns from and to MENA

► AVR from MENA

In 2018, a total of 3,416 migrants returned from the MENA region, representing a 37 per cent decrease from the total number of returns in 2017. The percentage of migrants returning from the MENA region of the total caseload also decreased, from 7.5 per cent in 2017 to 5 per cent in 2018.

The majority of AVR beneficiaries (75%) returned to the WCA, mainly to Côte d'Ivoire, Guinea, Senegal, Cameroon and Nigeria.

Intraregional flows represent the second largest flow of migrants assisted to return from the MENA region, accounting for 10 per cent of the total returns, of which 97 per cent of beneficiaries returned to Sudan.

Although this report does not cover voluntary humanitarian returns (VHRs), it is worth mentioning that IOM provided return assistance to 16,457 migrants stranded in Libya from detention and urban settings, who are eligible for reintegration assistance upon arrival in their countries of origin under the EU–IOM Joint Initiative for Migrant Protection and Reintegration. Migrants from Nigeria, the Niger and Mali constitute the top three nationalities that benefited from VHR.

► AVR to MENA

The number of AVR beneficiaries to the MENA region (8,138, or 13 per cent of the total caseload) decreased by 20 per cent as compared to 2017. This can be explained by the overall decrease of AVR from the EEA. Essentially, 90 per cent of the AVRs to the MENA region come from the EEA, mainly from Germany and Austria (37 and 33 per cent respectively). Additionally, returns from the EEA to Algeria and Iraq decreased by 35 per cent and 20 per cent respectively, which were the most significant decrease from the EEA to the MENA region in 2018.

Table 9: Top 5 host countries and countries of origin within the MENA region in 2018/2017, with number of migrants assisted

Host countries				Countries of origin			
2018		2017		2018		2017	
Morocco	1,508	Yemen	1,942	Iraq	5,661	Iraq	7,096
Tunisia	584	Morocco	1,733	Algeria	711	Algeria	1,093
Egypt	501	Tunisia	579	Sudan	495	Sudan	529
Sudan	337	Egypt	468	Lebanon	406	Lebanon	487
Kuwait	224	Sudan	378	Morocco	348	Morocco	477

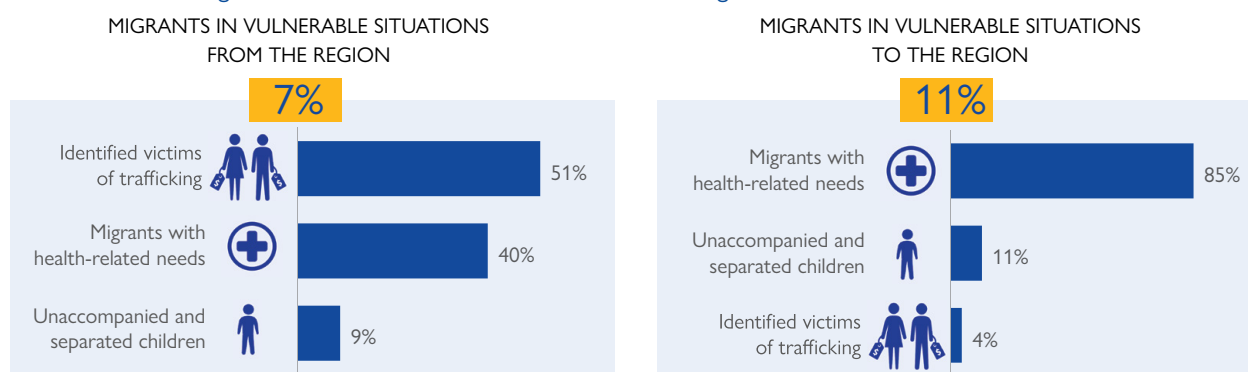
8 <https://rocairo.iom.int/regional-migration-data>

9 International Organization for Migration, Strategy in the Middle East and North Africa 2017–2020 (Geneva, 2018).

► AVR of Migrants in Vulnerable Situations

The number of migrants in vulnerable situations provided with AVR support from and to the MENA region represent respectively 7 per cent and 11 per cent of the total caseload of migrants in vulnerable situations. 85 per cent of migrants in vulnerable situations assisted through AVR to the MENA region were migrants with health-related needs, mostly returning from the EEA. 51 per cent of migrants in vulnerable situations returning from the MENA region were also identified VoT, mostly returning from Tunisia, Egypt, Iraq and Morocco.

Chart 17: AVR of migrants in vulnerable situations within the MENA region in 2018/2017



2. Reintegration

► Reintegration Assistance in Host Countries in the MENA Region

In 2018, six IOM country offices in host countries in the MENA region provided reintegration-related counselling activities to beneficiaries assisted to return by IOM prior to their departure. As a result, 2,194 AVR beneficiaries received reintegration-related counselling, of whom 209 were VoTs, 38 were migrants with health-related needs and 17 were UASC.

Four IOM country offices in the region provided reintegration-related referrals to 1,261 beneficiaries assisted to return by IOM. Among these beneficiaries, 23 were VoTs, 6 were migrants with health-related needs and 3 were UASC.

► Reintegration Assistance in Countries of Origin in the MENA Region

Seven IOM country offices in the region provided reintegration-related counselling to beneficiaries assisted to return by IOM after their return. Among the 3,853 beneficiaries who received reintegration counselling, 11 were VoTs, 129 were migrants with health-related needs and 4 were UASC.

Algeria, Morocco and Tunisia also provided reintegration-related referrals to 456 beneficiaries assisted by IOM.

Reintegration Activities

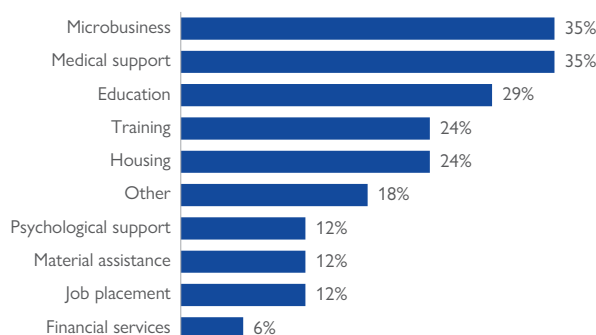
Eight IOM country offices provided individual in-kind assistance to 2,233 beneficiaries assisted by IOM upon their return.

Among the services provided to individual returnees, 35 per cent of the country offices in the region assisted

them with microbusiness assistance and medical support, 29 per cent with education assistance, and 24 per cent with training and housing (see graph below).

Sudan also provided collective reintegration projects to returnees.

Chart 18: Reintegration activities provided to returnees in the MENA region, 2018



1. Dialogue and/or Capacity-building on Return and Reintegration Management

Egypt, Tunisia, Morocco and Sudan implemented activities that aimed at building capacities on the needs of returnees in the context of return and reintegration. Egypt also implemented activities on the establishment of referral mechanisms between IOM and partners.

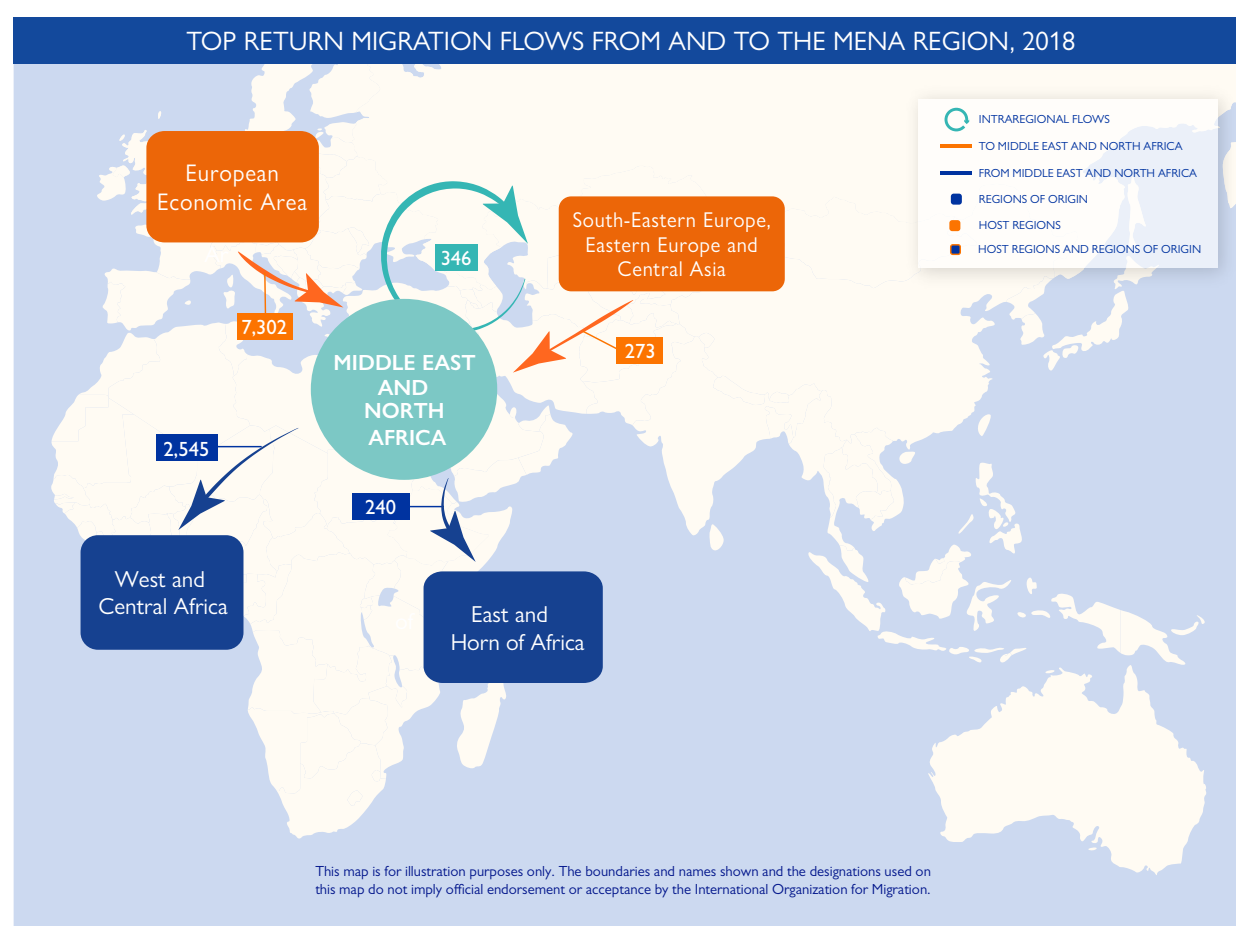
Table 10: Return and reintegration management in the MENA region, 2018

Capacity-building on return and reintegration needs of returnees	4
Establishment of referral mechanisms	1
Legislative review	0
Adoption of guidelines	0
Other	2

AVRR PROGRAMMES

IN THE MIDDLE EAST AND NORTH AFRICA

In 2018, there were close to 30 active MPA projects in the MENA region with Morocco and Egypt running the highest number of AVRR projects, followed by Tunisia, Sudan and Iraq. In Libya, 2 active VHR projects were under implementation. Main donors for AVRR include the United Kingdom,* the EU, the Netherlands, Germany, Italy, Belgium and Norway. Most AVRR programmes are complemented by activities aimed at providing protection services for migrants in vulnerable situations such as shelter, counselling, family tracing and reunification at Migrant Response and Resource Mechanism (MRRM) or in detention facilities. In addition, it is worth noting that a number of projects above are regional and/or interregional that underscores harmonization of approaches, cross country cooperation, availability and continuity of care to migrants.



2.6. SOUTH AMERICA

SUMMARY

Similarly, to the previous year, the share of returns from and to South America in the overall return numbers (both as a host region – 0.07 per cent – and as a region of origin – 2%) remained relatively low in 2018.

Out of the 10 countries in the South America region, 9 provided reintegration-related activities prior to or upon arrival in 2018.

Migration dynamics in South America are marked by intraregional and interregional patterns. Overall, the number of intraregional migrants in South America increased by 11 per cent between 2010 and 2015, and approximately 70 per cent of all immigration in the region is intraregional. The region saw a significant increase in the number of migrants and refugees from the Bolivarian Republic of Venezuela in 2018. In this context, neighbouring countries have made notable efforts to liberalize intraregional migration, particularly to support the Venezuelan nationals. Also, in 2018, several governments in the region have established programmes that include support for their nationals' return and reintegration.

1. Assisted Voluntary Return (AVR)

Returns from and to South America

► AVRR from South America

In total, 46 migrants returned from South America, 13 migrants were assisted to return to Chile, 6 migrants to Bolivarian Republic of Venezuela and 6 migrants to Spain.

Such a low number of migrants returning from South America can be explained by the fact that governments in the region placed regularization options through the application of general or specific migration instruments for regional and extraregional nationals. These measures aim at promoting the integration of migrants. For instance, most countries apply the Residence Agreement for Nationals of the States Parties of the Associated States of the Common Market (Mercado Común del Sur – MERCOSUR).

► AVRR to South America

1,329 migrants were assisted to return to South America, 92 per cent of whom returned from the EEA. More than half of the migrants assisted to return to South America returned from Belgium and Portugal, followed closely by Spain and Italy. Brazil was the top country of origin in 2018 (810 migrants, or 61 per cent of the total returns to the region), mainly because of the high number of AVRs from Belgium and Portugal. Colombia and Peru also experienced high returns, 149 and 108 respectively, also due to flows from the EEA.

Table 11: Top 5 host countries and countries of origin within the South America region in 2018/2017, with number of migrants assisted

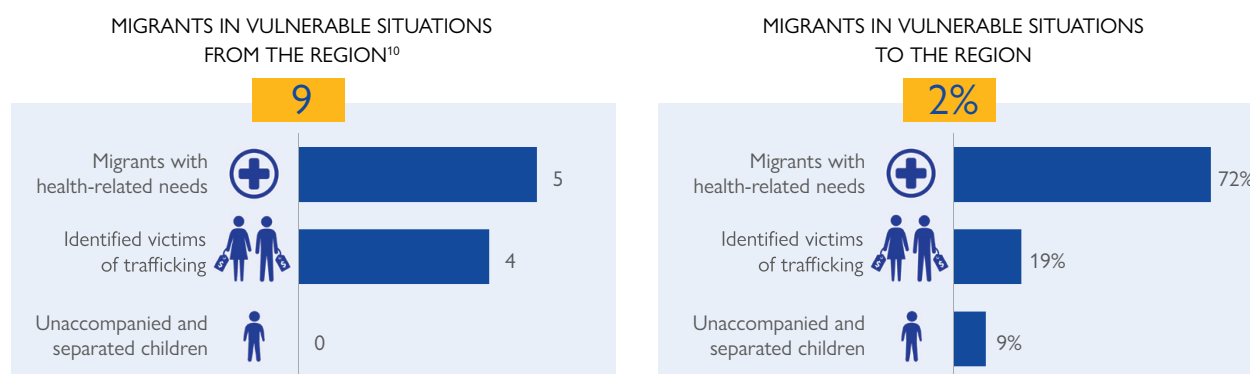
Host countries			
2018		2017	
Venezuela (Bolivarian Republic of)	15	Argentina	12
Ecuador	7	Chile	5
Peru	7	Peru	3
Colombia	5	Ecuador	2
Argentina	4	Brazil	1

Countries of origin			
2018		2017	
Brazil	810	Brazil	700
Colombia	149	Colombia	205
Peru	108	Paraguay	69
Chile	69	Peru	66
Venezuela (Bolivarian Republic of)	62	Venezuela (Bolivarian Republic of)	48

► AVRR of Migrants in Vulnerable Situations

Only 9 migrants in vulnerable situations were assisted to return from South America, 4 of whom were VoTs and the rest were migrants with health-related needs. Furthermore, 94 migrants in vulnerable situations were assisted to return to South America, 72 per cent of whom were migrants with health-related needs, mostly returning from Portugal. Nineteen per cent were VoTs and the rest were UASC, all of whom were mainly assisted to return from the EEA.

Chart 19: AVR of migrants in vulnerable situations within the South America region in 2018/2017



2. Reintegration

► Reintegration Assistance in Host Countries in South America

In 2018, Argentina, Uruguay and the Bolivarian Republic of Venezuela provided reintegration-related counselling activities to 11 IOM beneficiaries assisted to return by IOM prior to their departure, of whom 2 were VoTs and 3 were migrants with health-related needs.

Chile and Uruguay provided reintegration-related referrals to 15 beneficiaries assisted by IOM. Among these, 2 were VoTs, 12 were migrants with health-related needs and 3 were UASC.

► Reintegration Assistance in Countries of Origin in South America

Five IOM country offices in the region provided reintegration-related counselling to beneficiaries assisted to return by IOM after their return. Among the 192 beneficiaries who received reintegration counselling, 12 were VoTs, 16 were migrants with health-related needs and 2 were UASC. The Plurinational State of Bolivia, Brazil and Colombia also provided reintegration-related referrals to 75 beneficiaries assisted by IOM.

Paraguay provided reintegration-related counselling to 9 VoTs who were assisted to return considered as voluntarily by other stakeholders.

Reintegration Activities

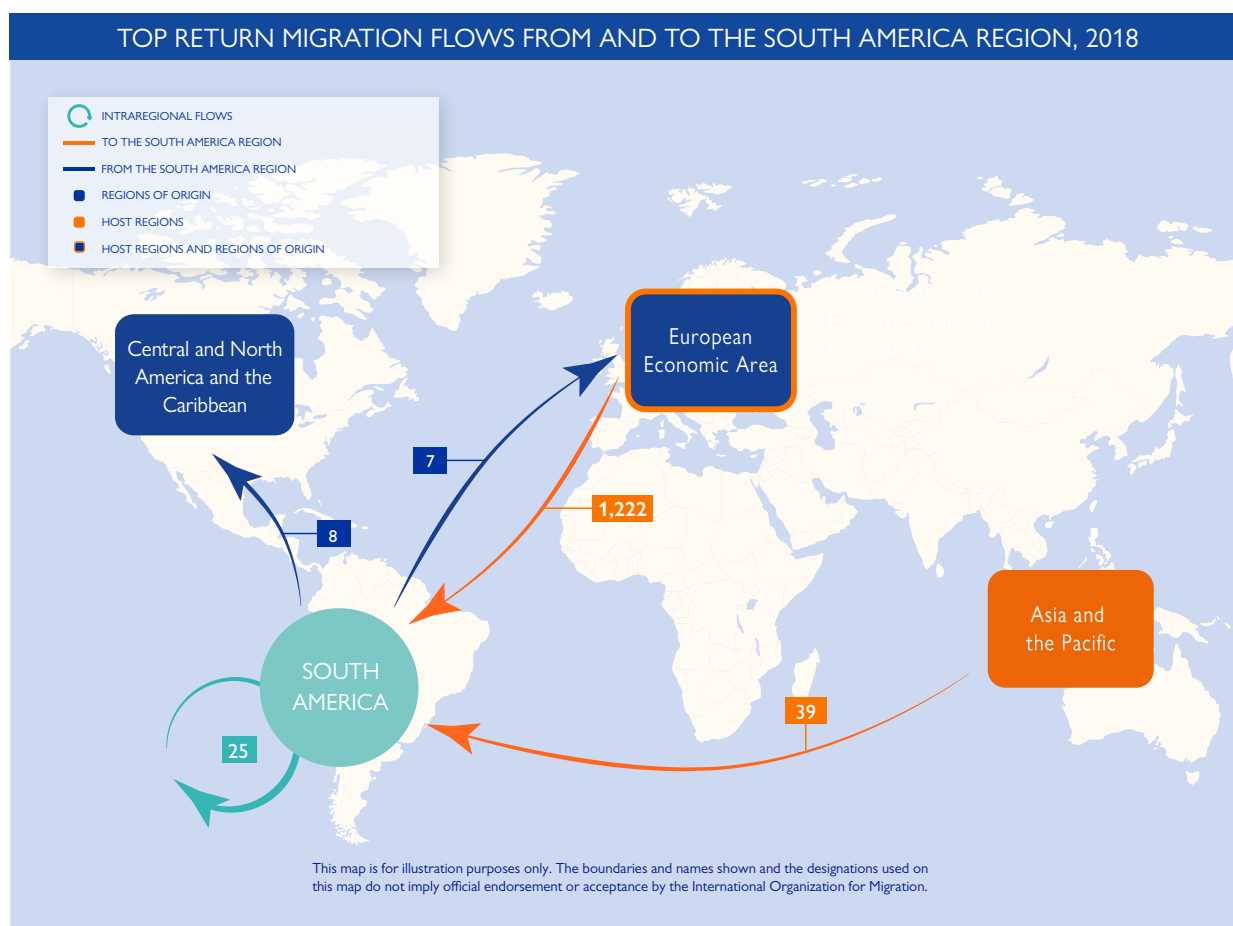
Five IOM country offices in the region provided individual in-kind assistance to 131 beneficiaries assisted to return by IOM. Education, housing, medical support, microbusinesses assistance, child care and training were among the services provided to individual returnees.

Brazil also assisted returnees through collective reintegration projects.

¹⁰ The total number of migrants in vulnerable situations is shown rather than percentages due to the low caseload in this region

AVRR PROGRAMMES IN SOUTH AMERICA

In South America, which is mainly a region of origin, IOM provides reintegration support to returnees, including but not limited to rejected asylum seekers, VoTs, irregular migrants and other migrants in vulnerable situations. At the structural level, IOM engages with regional and national stakeholders towards the development of more robust and coordinated reintegration policies and programmes. Brazil is the main country of origin in South America and under the AVRR Portugal Programme (“ARVoRe”), IOM has partnered with local NGOs to ensure that returnees can effectively be supported in their reintegration process in the different States they return to. Efforts are also in place with key national and local partners to better link AVRR activities to existing national coordination structures and improve the delivery of counselling and reintegration assistance, especially regarding psychosocial and entrepreneurship support.



2.7. SOUTH-EASTERN EUROPE, EASTERN EUROPE AND CENTRAL ASIA

SUMMARY

In comparison to 2017, return flows from and to the region decreased by 7 per cent and 38 per cent, respectively. The lower percentage in AVRs can be directly attributed to the lower number of returns from the EEA and Switzerland.

Out of the 20 countries in the SEECA region, 19 IOM country offices provided reintegration-related activities prior to or upon arrival in 2018.

The SEECA lies on the crossroads of active migratory movements with significant migration from, within and through the region, and with growing inflows to the region itself. The region itself comprises several subregions formed according to geographical or political priorities and settings with different and varying migration contexts. Many of the countries in the region have traditionally been countries of origin. However, the patterns of movement have diversified making most SEECA countries today simultaneously, albeit to a different extent, countries of origin, of transit and of destination. Outward migration from the region, especially from the Western Balkans and Eastern Europe, is directed primarily towards the EU, although intraregional migration remains a key feature in the region with the Russian Federation as a top destination country.

1. Assisted Voluntary Return (AVR)

Returns from and to SEECA

► AVR from SEECA

A total of 2,455 migrants were assisted to return from the region in 2018, representing 4 per cent of the total caseload for 2018, which is consistent with the 2017 trends. Most migrants assisted to return from this region returned to Asia and the Pacific, representing 75 per cent of returns from this region. Afghanistan accounted for 51 per cent of AVRs from the region. Beneficiaries

assisted to return from the region also returned to other countries in Asia and the Pacific such as the Islamic Republic of Iran (13%) and Pakistan (6%).

Returnees from the region that were assisted are as follows: 61 per cent migrants from Turkey, 17 per cent from Bosnia and Herzegovina, and 11 per cent from Serbia.

► AVR to SEECA

In 2018, 28 per cent or 17,446 beneficiaries were assisted to return to the SEECA region. This is a 38 per cent decline, compared to 2017 where returns to the region accounted for 39 per cent of the total caseload. This can be mostly explained by the decrease in migrants assisted to return from the EEA region, particularly from Germany.

Returns from the EEA account for over 98 per cent of returns to the region. Returns from Germany to the region accounted for 62 per cent of returns to the region alone. Large sums of beneficiaries were also assisted to return to the region from Austria (10%), Belgium (8%), the Netherlands (7%) and Greece (4%). Other returns to the region were mostly intraregional.

Georgia (15%), Albania (12%), the Russian Federation (11%), Ukraine (11%) and Serbia (10%) were where the main countries of origin.

Table 12: Top 5 host countries and countries of origin within the SEECA region in 2017/2016, with number of migrants assisted

Host countries				Countries of origin			
2018		2017		2018		2017	
Turkey	1,494	Turkey	2,321	Georgia	2,681	Albania	7,256
Bosnia and Herzegovina	412	Serbia	234	Albania	2,167	Serbia	3,343
Serbia	278	Montenegro	27	Russian Federation	1,952	Ukraine	3,227
Georgia	109	Russian Federation	20	Ukraine	1,901	North Macedonia	3,167
Azerbaijan	55	Azerbaijan	12	Serbia	1,681	Russian Federation	2,469

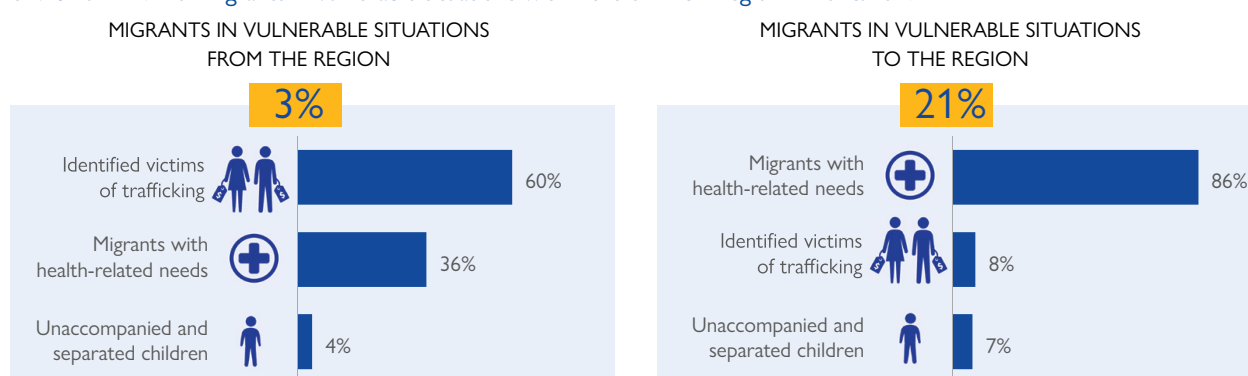
► AVR of Migrants in Vulnerable Situations

Beneficiaries in vulnerable situations assisted to return from the region represented 3 per cent of the total caseload of migrants in vulnerable situations. On the other hand, beneficiaries in vulnerable situations returning to the region represented 21 per cent of the total caseload of migrants in vulnerable situations assisted, making it the second region of origin where most migrants in vulnerable situations were assisted.

Sixty per cent of migrants assisted to return from the region were identified as VoTs. Most VoTs were assisted to return from Turkey and the Russian Federation. Migrants with identified medical needs accounted for 36 per cent of vulnerable migrants assisted to return from the region with most returning from Turkey as well.

Beneficiaries assisted to return to the region represented 21 per cent of the total caseload of migrants in vulnerable situations. Of the 905 migrants in vulnerable situations returning to the region, 86 per cent were identified as migrants with medical needs. Of those, 25 per cent returned to Georgia and 13 per cent returned to Armenia.

Chart 20: AVR of migrants in vulnerable situations within the SEECA region in 2018/2017



1. Reintegration

► Reintegration Assistance in Host Countries in the SEECA Region

In 2018, 9 IOM country offices in the region provided reintegration-related counselling activities to beneficiaries assisted to return by IOM prior to their departure. 1,268 beneficiaries assisted by IOM received reintegration-related counselling, among which 44 were VoTs, 90 were migrants with health-related needs and 4 were UASC.

Seven IOM country offices in the region provided reintegration-related referrals to 723 beneficiaries assisted to return by IOM. Among these beneficiaries, 44 were VoTs, 71 were migrants with health-related needs and 1 was a UASC.

► Reintegration Assistance in Countries of Origin in the SEECA Region

17 countries of origin in the region provided reintegration-related counselling to beneficiaries assisted to return by IOM after their return. Among the 5,544 beneficiaries who received reintegration counselling, 135 were VoTs, 451 were migrants with health-related needs and 34 were UASC.

Albania, Montenegro and Kosovo¹¹ provided reintegration-related counselling to 25 beneficiaries assisted to return considered as voluntarily by other stakeholders, among which 4 were migrants with health-related needs and 1 was VoT. Albania also provided reintegration-related counselling to 181 migrants who were forcibly returned by governments.

In the region, 9 country offices provided reintegration-related referrals to 1,846 beneficiaries assisted to return by IOM and 2 country offices provided referral to 31 beneficiaries assisted to return considered as voluntarily by other stakeholders.

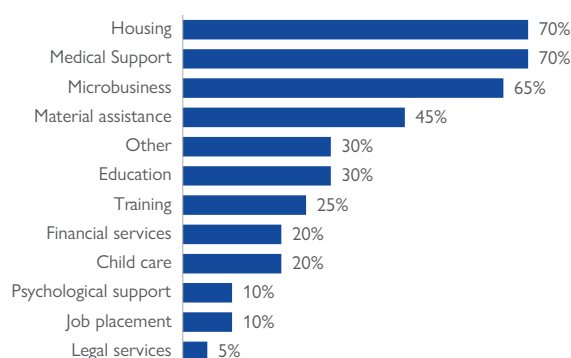
11 References to Kosovo shall be understood to be in the context of United Nations Security Council resolution 1244 (1999).

Reintegration Activities

Sixteen IOM country offices provided individual in-kind assistance to 2,599 beneficiaries assisted to return by IOM. Albania also provided in-kind assistance to 1 beneficiary assisted to return considered as voluntarily by another stakeholder, and to 181 migrants forcibly returned by governments.

Among the services provided to individual returnees upon return, 70 per cent of the country offices in the region provided them with housing and medical support. 65 per cent of the countries provided them with microbusinesses assistance and 45 per cent with material assistance (see graph below).

Chart 21: Reintegration activities provided to returnees in the SEECA region, 2018



The Russian Federation also assisted returnees through collective reintegration projects.

1. Dialogue and Capacity-building on Return and Reintegration Management

Twenty IOM country offices facilitated dialogue and/or capacity building activities on return reintegration management. Most of the country offices implemented capacity-building activities on return and reintegration needs of returnees as well as the establishment of referral mechanisms between IOM and partners. For instance, AVRR is an instrument that has not yet been incorporated into the official governmental policies of the Central Asian States.

Hence, since 2018, IOM within a PRM-funded project has been developing a training course on return migration for government officials aimed at building their capacity and knowledge in the field of return migration and AVRR. It is expected that through the broader return migration topic government officials will be introduced to AVRR as a migration management instrument. The curriculum and the training manual will be used at the academies for public administration and national training institutes.

In the Caucasus, AVRR dialogue at both the operational and policy level with various stakeholders has been incorporated in a number of capacity building events and this is now being reflected through the adoption of AVRR terminology in various standard operating procedures at local level, as well as through the development of specific AVRR MoUs between IOM and government entities. Whilst in 2018, the Western Balkans has been actively engaged in developing with government and non-governmental partners the systems and capacity for migration management, specifically on AVRR.

Table 13: Return and reintegration management in the SEECA region, 2018

Capacity-building on the return and reintegration needs of returnees	20
Establishment of referral mechanisms	12
Legislative review	16
Adoption of guidelines	14

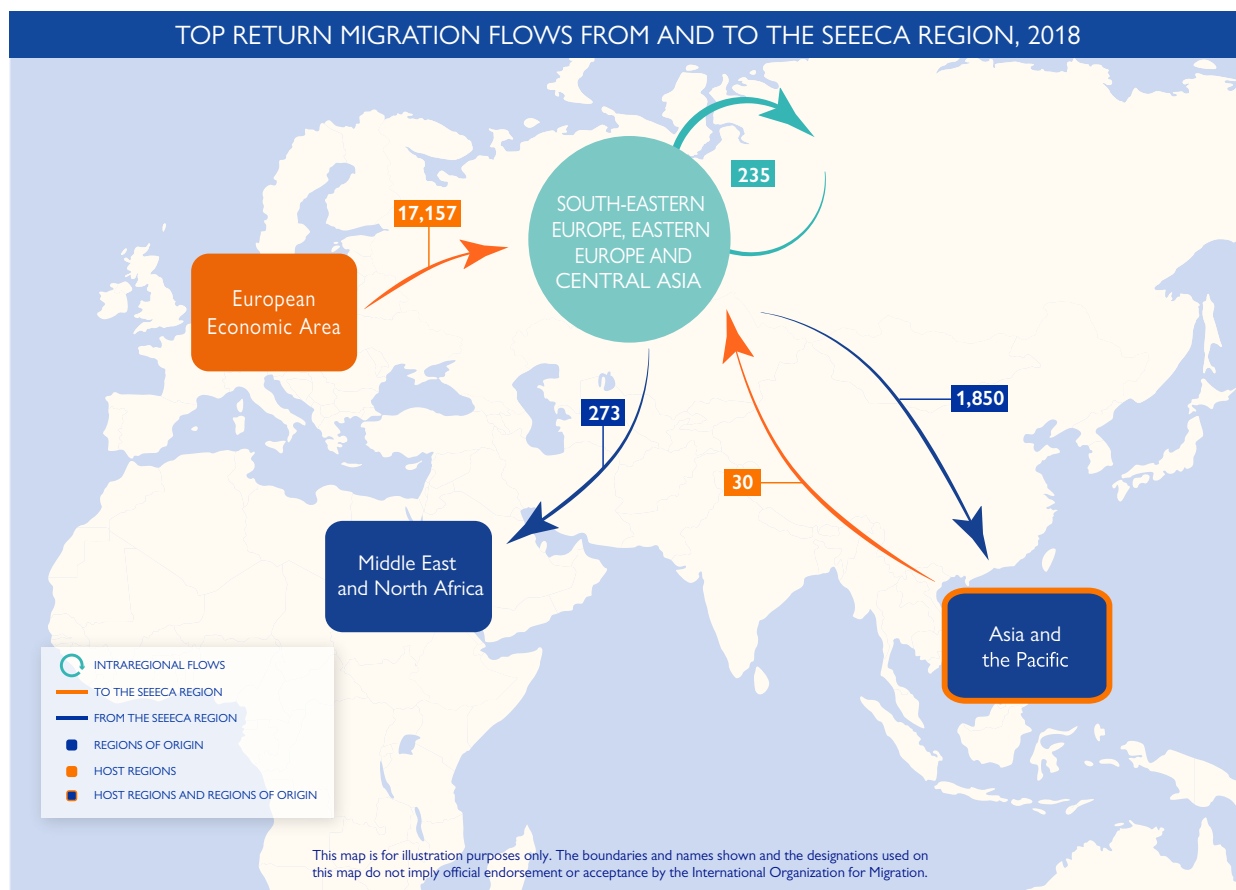
AVRR PROGRAMMES IN SOUTH-EASTERN EUROPE, EASTERN EUROPE AND CENTRAL ASIA

The evolution of AVRR from the SEECA region has gained importance over the last few years with subregions developing a multitude of approaches. For instance, ever since 2015, the need for the consolidation of national migration governance systems in the Western Balkans amplified by the large and sudden arrivals of migrants to the region, IOM was called upon to assist governments to setup protection mechanisms, including those enabling AVRR. Until recently, the region did not have a mechanism to support AVRR, both institutionally or operationally. At the onset of what was to become a changed migration situation in the region, when the arrivals peaked at close to 10,000 a day to Serbia, requests from migrants deciding to return home grew. As a result, IOM has worked with the governments across the Western Balkans region supporting the organization of AVRR. In 2018, AVRR activities were funded through contributions from the European Commission/DG NEAR (2016–2019 for the entire region), as well as through MADAD Regional Trust Fund (2018–2019 in Serbia and North Macedonia) and Fedasil of the Government of Belgium (2018).

In addition, with Turkey positioned as a key country of destination and transit along the Eastern Mediterranean migratory route to Europe, the demand for AVRR in Turkey has also seen a rapid increase. The growth of AVRR in the country through various funding mechanisms, in collaboration with relevant stakeholders will undoubtedly see the demand of AVRR increase in 2019.

In Central Asia, an AVRR curriculum for academia and government stakeholders is being developed for the first time globally. Finally, the dialogue on AVRR with stakeholders at the policy and operational levels continues to grow in the Caucasus, with governments looking into developing specific MoUs that can further embed AVRR into national migration management mechanisms in cooperation with IOM

The implementation of reintegration assistance remains an important for the region, both as sending and receiving, considering the global caseload of 27 per cent.



2.8. SOUTHERN AFRICA

SUMMARY

As in previous years, the share of returns to and from Southern Africa compared to the overall number of returns remained relatively low, comprising just 1 per cent of the total caseload both in terms host region and region of origin.

Out of the 15 countries in the Southern Africa region, 7 IOM country offices provided reintegration-related activities prior to or upon arrival in 2018.

Irregular migration is on the rise in Southern Africa, a region characterized by vast differences in employment opportunities and levels of economic development, and circular migration patterns. Available data shows that intraregional migration accounts for the highest number of migrants followed by migration from the rest of Africa and Asia (2%), particularly to South Africa and also to Botswana. A quarter of all migrants in the region are now from African countries. A further 7 per cent of migrants originate from Europe. Regionally, there is no coordinated response to mixed migration flows, and therefore countries continue to forcibly return migrants.

1. Assisted Voluntary Return (AVR)

Returns from and to Southern Africa

► AVR from Southern Africa

In 2018, a total of 787 migrants were assisted to return from Southern Africa, a 5 per cent increase compared to 2017. The majority of migrants returning from this region were assisted to return from South Africa (44%),

Mozambique (30%) and Zambia (21%). A further 61 per cent of beneficiaries returned from the region to the East and Horn of Africa, specifically Ethiopia, which constituted 52 per cent of total returns from the region.

► AVR to Southern Africa

A total of 620 migrants were assisted to return to Southern Africa in 2018. Returns to the region increased by 21 per cent compared to 2017, following a trend consistent in earlier years. Intraregional flows were the most common returns within the region, with over 44 per cent of beneficiaries returning to another country within Southern Africa. Returns to the region from the MENA, as well as the EEA constituted 27 per cent and 18 per cent of AVRs to the region, respectively. Returns to the region from the WCA accounted for 7 per cent, while returns from Asia and the Pacific accounted for 4 per cent of the total returns to the region. Out of the migrants returning to the region, the majority were assisted to return to the Democratic Republic of the Congo (28%), Malawi (20%), Mozambique (15%) and Madagascar (15%).

Table 14: Top 5 host countries and countries of origin within Southern Africa in 2018/2017, with number of migrants assisted

Host countries				Country of origin			
2018		2017		2018		2017	
South Africa	348	Malawi	223	Democratic Republic of the Congo	176	Malawi	152
Mozambique	239	Zambia	199	Malawi	127	Democratic Republic of the Congo	142
Zambia	168	South Africa	155	Mozambique	92	Zimbabwe	52
Zimbabwe	17	Zimbabwe	142	Madagascar	91	Angola	40
Angola	6	Botswana	20	Zimbabwe	40	Comoros	36

► AVR of Migrants in Vulnerable Situations

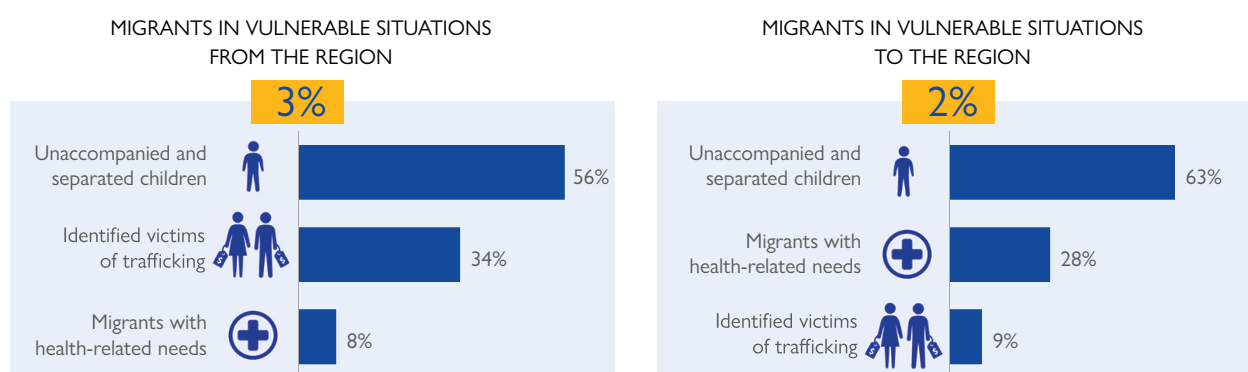
Beneficiaries assisted to return from and to the region who were identified as vulnerable constituted 3 per cent and 2 per cent, respectively, of the total caseload of migrants in vulnerable situations this year.

Migrants in vulnerable situations assisted to return from the region represented 3 per cent of the total caseload of migrants in vulnerable situations, with 58 per cent of those migrants being UASC, mostly from South

Africa. VoTs assisted to return from Zambia constituted 28 per cent of the caseload of migrants in vulnerable situations.

Beneficiaries in vulnerable situations who were assisted to return to the region represented 2 per cent of the total caseload of migrants in vulnerable situations. A further 63 per cent of vulnerable migrants assisted to return to the region were identified as UASC, mostly assisted to return to the Democratic Republic of the Congo and Zimbabwe.

Chart 22: AVR of migrants in vulnerable situations within Southern Africa in 2018/2017



2. Reintegration

► Reintegration Assistance in Host Countries in the Southern African Region

In 2018, Mauritius, South Africa, Zambia and Zimbabwe provided reintegration-related counselling activities to a total of 358 beneficiaries assisted to return by IOM prior to their departure, of whom 3 were VoTs, 6 were migrants with health-related needs and 6 were UASC.

South Africa, Zambia and Zimbabwe also provided reintegration-related referrals to 154 beneficiaries assisted to return by IOM, of whom 3 were VoTs, 6 were migrants with health-related needs and 5 were UASC.

► Reintegration Assistance in Countries of Origin in the Southern African Region

Madagascar, Malawi and Zambia provided reintegration-related counselling to beneficiaries assisted to return by IOM after their return. Among the 263 beneficiaries who received reintegration counselling, 100 were VoTs.

Angola and Malawi provided reintegration-related counselling to 121 beneficiaries who were assisted to return considered as voluntarily by other stakeholders, of whom 6 were migrants with health-related needs and 5 were UASC.

Angola, Malawi, Zambia and Zimbabwe provided reintegration-related referrals to 234 beneficiaries assisted to return by IOM.

Reintegration Activities

Madagascar, Malawi and Zambia provided individual in-kind assistance to 32 beneficiaries assisted to return by IOM upon their return. Angola also provided in-kind assistance to 50 migrants who were forcibly returned by governments.

Among the services provided to individual returnees, Madagascar, Malawi and Zimbabwe helped with medical support and microbusinesses assistance. Madagascar also assisted returnees through training, material assistance, psychological support, housing and legal services.

Zambia and Zimbabwe also assisted returnees through collective reintegration projects.

3. Dialogue and/or Capacity-building on Return and Reintegration Management

Madagascar, Zambia and South Africa facilitated dialogue and/or capacity building activities on return and reintegration management. All 3 country offices implemented activities related to building capacities on the return and reintegration needs of returnees and establishing referral mechanisms between IOM and partners. South Africa also implemented activities on legislative review.

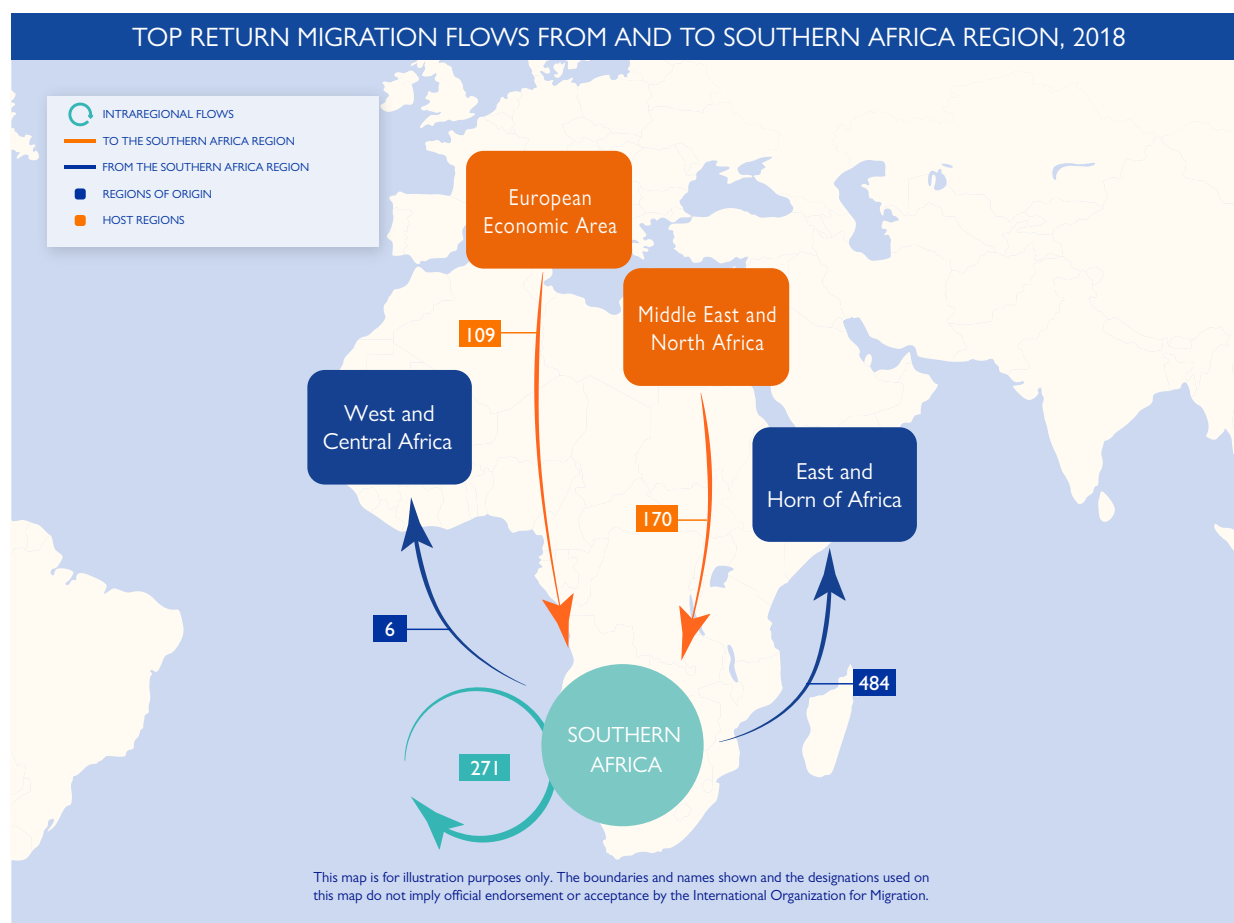
Table 15: Return and reintegration management in Southern Africa, 2018

Capacity-building on the return and reintegration needs of returnees	3
Establishment of referral mechanisms	3
Legislative review	0
Adoption of guidelines	1
Other	2

AVRR PROGRAMMES IN SOUTHERN AFRICA

The Pilot Action on Voluntary Return and Sustainable, Community-Based Reintegration is a return and reintegration assistance programme targeting the voluntary return and reintegration of vulnerable and stranded Malawian and Mozambican migrants in South Africa through the funding from the DG DEVCO. The project also includes capacity building related initiatives in Zambia.

Counter-trafficking projects funded by the US Department of State, Office to Monitor and Combat Trafficking in Persons (J/TIP) in Madagascar, Zambia and Zimbabwe also provide direct assistance to VoTs, along with AVRR.



2.9. WEST AND CENTRAL AFRICA

SUMMARY

In 2018, the WCA continued to experience an increase in migration flows. The number of AVR beneficiaries returning from the region more than doubled (+128%) and returns to the region experienced a significant increase (+81%) as compared to 2017. The number of migrants in vulnerable situations assisted to return from and to the WCA region also increased, by 33 per cent and 29 per cent, respectively.

Out of the 23 countries in the WCA region, 17 IOM country offices provided reintegration-related activities prior to or upon arrival in 2018, making it one of the top regions for reintegration activities.

Intraregional migration, which is significant in the WCA, is characterized by mixed migration flows influenced by multiple drivers. Recent estimates reflect that the majority of international migrants in the WCA move within the subregion.¹² In 2018, the majority of international migrants in WCA continued to be intraregional, however movements between WCA and the North African countries varied when compared to the previous year. The most significant change in such flows was a sharp increase in the number of third-country nationals being forcibly returned from Algeria to neighbouring countries such as Mali and the Niger.

Irregular migration towards Europe from West Africa is characterized by a fast-changing landscape of routes through which migrant journey, either from sub-Saharan Africa or from West Africa.

In 2018, IOM offices in the WCA assisted a rapidly growing number of beneficiaries with return and reintegration assistance within the Framework of the EU-IOM Joint Initiative for Migrant Protection and Reintegration.¹³

1. Assisted Voluntary Return (AVR)

Returns from and to WCA

► AVRR from WCA

Returns from the WCA region more than doubled, increasing by 128 per cent in 2018 as compared to the previous year, accounting for 25 per cent of the total

caseload, and making WCA the second top host region in 2018.

Ninety-nine per cent of AVR beneficiaries from WCA returned to the same region, of whom 95 per cent were assisted to return from the Niger. The number of migrants assisted to return from the Niger increased by 8,510 migrants, or a 132 per cent increase, which explains the striking increase in the number of migrants assisted to return from and to the region.

► AVRR to WCA

Returns to WCA increased by 81 per cent in 2018. Overall, the returnees were facilitated within the region, mainly from the Niger (see previous paragraph), 13 per cent from the MENA region (mainly from Morocco, Tunisia and Algeria) and 5 per cent from the EEA (mostly from Germany, Italy and the Netherlands, similar to last year's trends).

In addition to returns implemented under AVRR schemes, a significant number of returns to WCA has taken place within the framework of VHR operations from Libya.

In 2018, 13 countries of origin in the WCA received a total of 10,562 returns from Libya. Under the framework of the EU-IOM Joint Initiative for Migrant Protection and Reintegration, the migrants from Libya received immediate post-arrival assistance upon their return, as well as reintegration assistance as per their eligibility and priority needs.

Table 16: Top 5 host countries and countries of origin within West and Central Africa in 2018/2017, with number of migrants assisted

Host countries			
2018		2017	
Niger	14,977	Niger	6,467
Mali	547	Mali	177
Mauritania	155	Mauritania	159
Nigeria	72	Gabon	80
Burkina Faso	56	Burkina Faso	31

Countries of origin			
2018		2017	
Guinea	5,088	Guinea	2,236
Mali	4,041	Senegal	1,986
Côte d'Ivoire	1,834	Nigeria	1,403
Cameroon	1,671	Côte d'Ivoire	1,086
Senegal	1,495	Cameroon	784

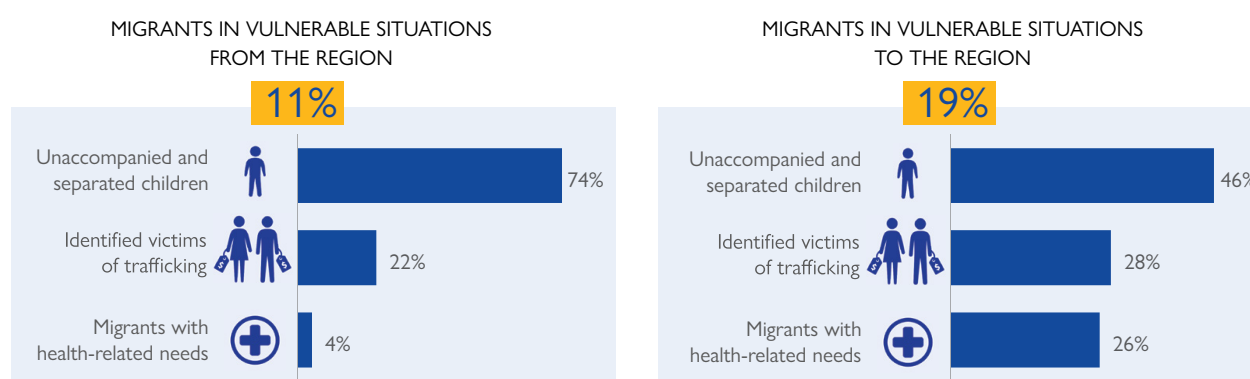
¹² United Nations Conference on Trade and Development, Economic Development in Africa Report 2018 (New York, 2018).

¹³ The [joint initiative](#) was launched in December 2016 to strengthen migration governance and to respond to the urgent need to protect and save the lives of migrants along the Central Mediterranean migration route. It covers 13 countries: Burkina Faso, Cameroon, Chad, Côte d'Ivoire, the Gambia, Ghana, Guinea, Guinea-Bissau, Mali, Mauritania, the Niger, Nigeria and Senegal. See Chapter 3, p. 79, for more details.

► AVR of Migrants in Vulnerable Situations

The number of migrants in vulnerable situations assisted from and to WCA increased by respectively 32 and 29 per cent in 2018 as compared to the previous year. 74 per cent of migrants in vulnerable situations assisted to return from WCA were UASC, mainly assisted to return from the Niger. 46 per cent of migrants in vulnerable situations assisted to return to WCA in 2018 were also UASC returning within the region. 28 per cent of the migrants in vulnerable situations returning to WCA were VoTs (mostly returning from Morocco, Tunisia and the Niger) while 26 per cent were migrants with health-related needs, assisted to return for the most part from the EEA, Morocco and the Niger.

Chart 23: AVR of migrants in vulnerable situations within West and Central Africa in 2018/2017



2. Reintegration

► Reintegration Assistance in Host Countries in the WCA Region

In 2018, 4 IOM country offices in the region provided reintegration-related counselling activities to beneficiaries assisted to return by IOM prior to their departure. 5,152 beneficiaries assisted by IOM received reintegration-related counselling, among which 167 were VoTs, 2 were migrants with health-related needs and 205 were UASC.

Three country offices in the region provided reintegration-related referrals to 824 beneficiaries assisted to return by IOM. Among these beneficiaries, two were VoTs.

► Reintegration Assistance in Countries of Origin in the WCA Region

16 country offices in the region provided reintegration-related counselling to beneficiaries assisted to return by IOM after their return. Among the 25,594 beneficiaries who received reintegration counselling, 708 were VoTs, 1,668 were migrants with health-related needs and 446 were UASC.

Benin, Mauritania and the Niger provided reintegration-related counselling to 298 beneficiaries who were assisted to return considered as voluntarily by other stakeholders, among which 1 was a VoT. Five countries also provided reintegration-related counselling to 198 migrants who were forcibly returned by governments, among which 9 were migrants with health-related needs and 5 were UASC.

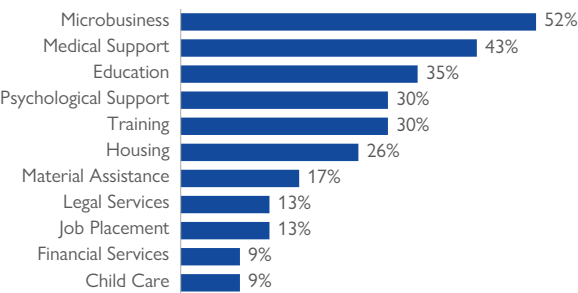
In the region, 9 country offices provided reintegration-related referrals to 1,525 beneficiaries assisted to return by IOM. Mauritania referred to two beneficiaries who were assisted to return considered as voluntarily by other stakeholders. Cameroon, Mali and Mauritania also provided referral to migrants who were forcibly returned by governments.

Reintegration Activities

Thirteen IOM country offices provided individual in-kind assistance to 8,155 beneficiaries assisted to return by IOM upon their return. Mauritania and the Niger also provided in-kind assistance to 294 beneficiaries assisted to return considered as voluntarily by other stakeholders. Four country offices provided individual in-kind assistance to 91 migrants who were forcibly returned by governments.

Among the services provided to individual returnees, 52 per cent of IOM country offices in the region provided them microbusiness assistance, 43 per cent with medical support, 35 per cent with education support and 30 per cent with psychological support (see graph below).

Chart 24: Reintegration activities provided to returnees in West and Central Africa, 2018



Ten countries also assisted returnees through collective reintegration projects and 6 countries through community reintegration projects.

1. Dialogue and/or Capacity-building on Return and Reintegration Management

Seven IOM country offices facilitated dialogue and/or capacity building activities on return and reintegration management. In addition, 5 country offices implemented activities on establishing referral mechanisms between IOM and partners, 4 country offices implemented activities related to building capacities on the return and reintegration needs of returnees as well as the activities on the adoption of guidelines. One country office also facilitated an activity on legislative review.

Table 17: Return and reintegration management in West and Central Africa, 2018

Capacity-building on the return and reintegration needs of returnees	4
Establishment of referral mechanisms	5
Legislative review	1
Adoption of guidelines	4
Other	6

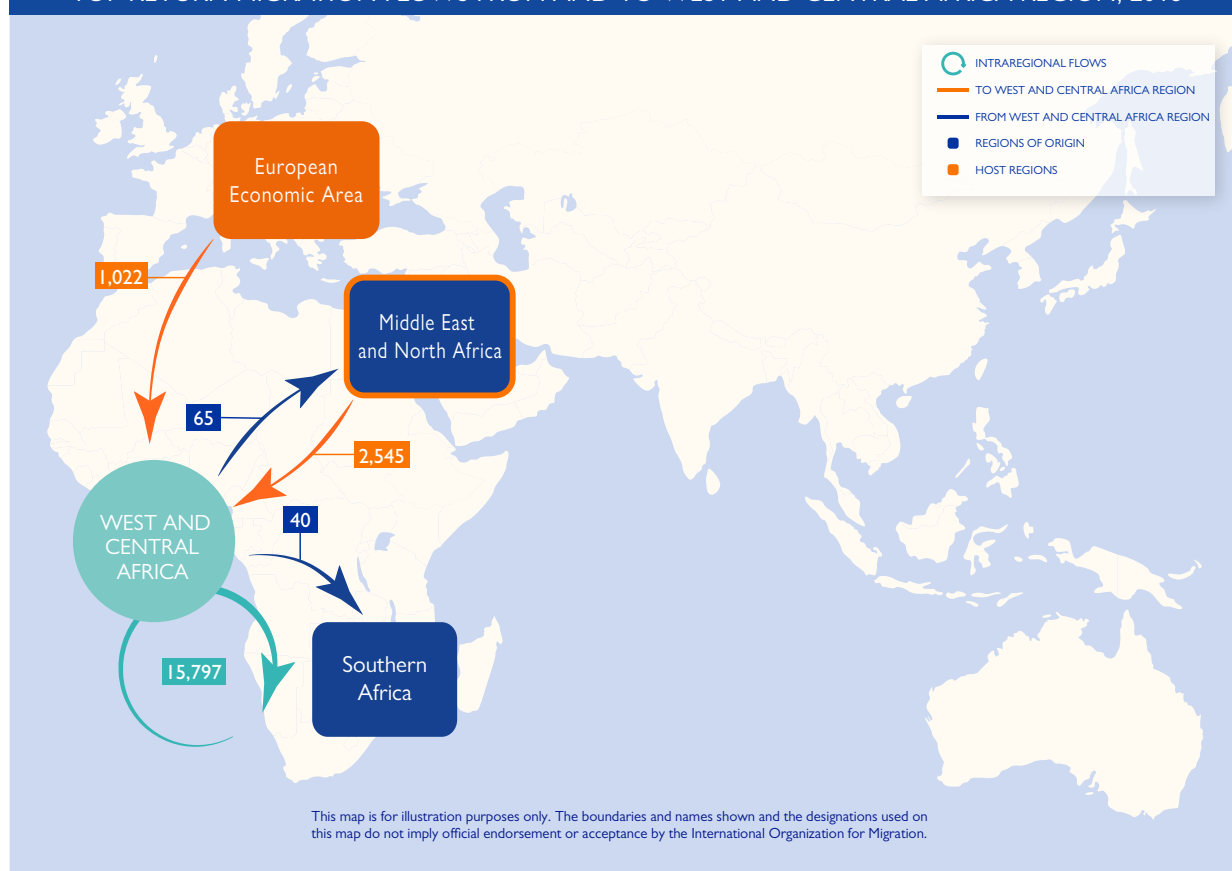
AVRR PROGRAMMES IN WEST AND CENTRAL AFRICA

In 2018, 13 countries in the WCA and Libya continued to implement EU-funded projects, under the framework of the EU–IOM Joint Initiative for Migrant Protection and Reintegration. The main objective of this Joint Initiative is to contribute to strengthening the governance of migration and the sustainable reintegration of returnees. Key activities include:

- providing protection and assistance to stranded migrants or migrants in transit;
- assisting voluntary return in a consistent manner;
- supporting reintegration of returnees and strengthening capacities of governments and local stakeholders.

More than anticipated the number of migrants in need of voluntary return and reintegration assistance in the WCA region led to the signing of a complementary regional action to add resources to scale up the existing EU–IOM Joint Initiative for Migrant Protection and Reintegration. The new regional action enables IOM to assist an additional 9,000 migrants with AVR and 38,050 returnees with reintegration in their countries of origin. Other donors that fund the return and/or the reintegration of migrants in vulnerable situations in the region include the US Department of State PRM; the United Kingdom Department for International Development; and EU Member States.

TOP RETURN MIGRATION FLOWS FROM AND TO WEST AND CENTRAL AFRICA REGION, 2018



CHAPTER 3

GLOBAL,
REGIONAL
AND NATIONAL
INITIATIVES

Nurtured by IOM's long-lasting experience in the field of AVRR and reintegration, global, regional and national initiatives presented in this chapter illustrate the commitment of the Organization towards assisting migrants in need to return voluntarily, safely and in dignity as well as supporting returnees, whether assisted to return by IOM or not, in achieving sustainable reintegration.

Initiatives presented in this document all align with the principles outlined in IOM's AVRR Framework as well as IOM's Integrated Approach to Reintegration in the Context of Return.

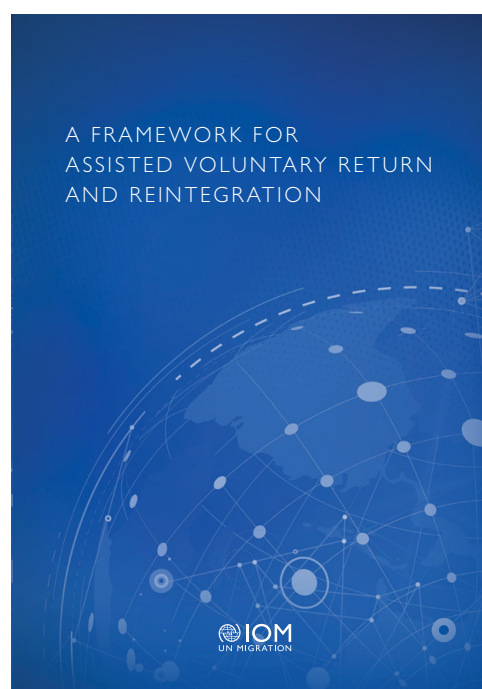
GLOBAL

A framework for assisted voluntary return and reintegration

Since 1979, IOM has implemented AVRR programmes worldwide, providing humane and dignified support for the return and reintegration of over 1.7 million people. Throughout the years, AVRR concepts and practices have undergone major changes, mainly owing to the evolving environment in which AVRR programmes are implemented. To begin with, AVRR has gradually expanded beyond Europe (where AVR has long been in place) and is now embedded in national policies and return migration practices in Africa, Asia and the Pacific, and the Western Balkans. Furthermore, the number of stakeholders involved in the organization of voluntary returns has grown, as has interest among development players in supporting sustainable reintegration. Lastly, dangerous migration routes continue to place migrants in situations of vulnerability, requiring the strengthening of protection standards in the context of return and reintegration.

Reflecting these developments, and based on its long-standing experience, IOM has produced an AVRR framework¹⁴ that has three objectives:

- to reaffirm the key tenets of assisted voluntary return and reintegration in an “increasingly interconnected and interdependent world”;¹⁵



- to guide decision makers and practitioners in the design and implementation of AVRR-related policies and programmes;
- to propose a road map to address voluntary return and reintegration holistically, based on coordinated policies and practices between stakeholders responsible for migration management and development at the international, national and local levels.

¹⁴ To access the publication *A Framework for Assisted Voluntary Return and Reintegration*, see: www.iom.int/sites/default/files/our_work/DMM/AVRR/a_framework_for_avrr_online_pdf_optimized_20181112.pdf

¹⁵ For further information, please refer to IOM, *World Migration Report 2018* (Geneva, 2018), p. 27.

The principles and objectives outlined in the framework emphasize IOM's commitment to facilitate orderly, safe and responsible migration and to contribute to migrants' socioeconomic well-being, in line with IOM's Migration Governance Framework, the 2030 Agenda for Sustainable Development (specifically targeting 10.7 and 17.2) and the Global Compact.

The AVRR framework articulates IOM's vision, which is that "migrants in need are assisted to return voluntarily, safely and in dignity and are supported in achieving sustainable reintegration, in full respect for human rights and regardless of their status". To achieve this goal, the framework underlines that AVRR programmes be anchored in international law and rest on two pillars. First is the protection of the rights of migrants, regardless of their nationality or migration status and without discrimination, to preserve their safety, physical integrity, well-being and dignity. Second is the principle that States have the sovereign right to determine who may enter and remain on their territory, subject to their respective obligations under international law.

The AVRR framework sets out seven key principles that in IOM's view should be adhered to to support dignified voluntary return and sustainable reintegration.

- Voluntariness
- Migrant-centred response
- Safety
- Sustainability of reintegration

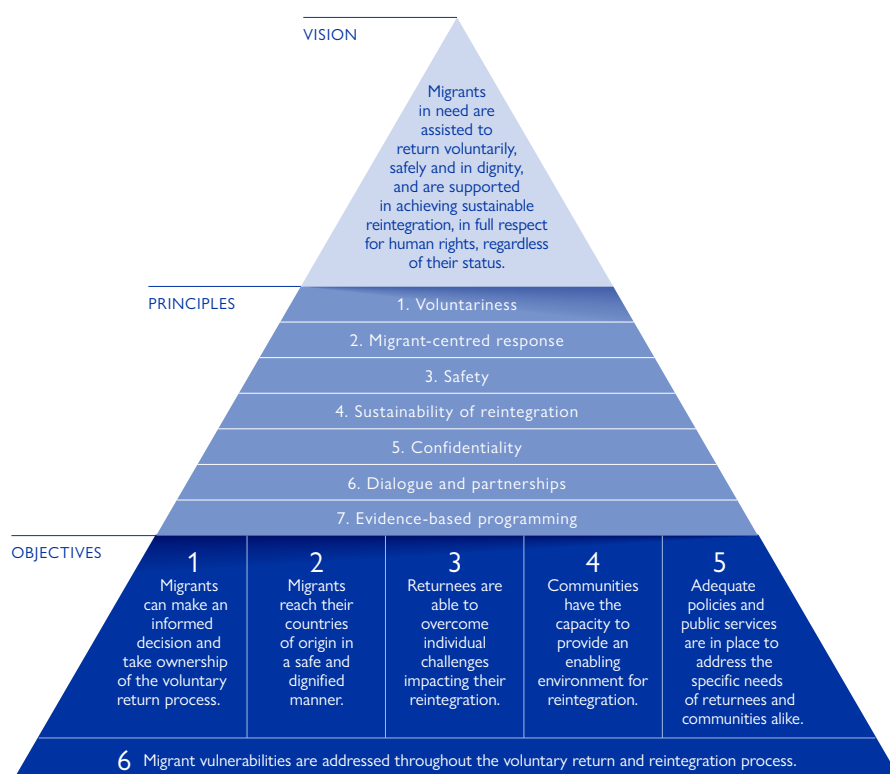
- Confidentiality
- Dialogue and partnerships
- Evidence-based programming

The AVRR framework also defines six key objectives and related activities that inform the implementation of AVRR programmes and projects. With regard to the facilitating the voluntary return, the framework highlights the importance of migrants being able to make an informed decision and take ownership of the voluntary return process (Objective 1) and of ensuring they reach their countries of origin in a safe and dignified manner (Objective 2). In the context of sustainable reintegration, the framework underscores the need for an integrated approach, through which returnees are able to overcome individual challenges to reintegration (Objective 3), communities have the capacity to provide an enabling environment for reintegration (Objective 4), and adequate policies and public services are in place to address the specific needs of returnees and communities alike (Objective 5). Finally, the framework insists on the importance of ensuring that migrant vulnerabilities are addressed throughout the voluntary return and reintegration process (Objective 6).

► LOOKING AHEAD

Based on the AVRR Framework's vision, principles and objectives, IOM is looking to develop training material with a specific focus on the pre-return and counselling phase to build the capacities of AVRR practitioners and policymakers.

Chart 25: A framework for assisted voluntary return and reintegration



Project to Operationalize an Integrated Approach to Reintegration in the Framework of Assisted Voluntary Return and Reintegration (ORION)

The ORION project is funded by the United Kingdom DFID and is part of the “Safety, Support and Solutions in the Central Mediterranean Route” programme, which focuses on the Central Mediterranean route to tackle unsafe migration and protect people from harm along their journeys.

The ORION project is closely aligned with IOM’s AVRR Framework related to reintegration and more specifically the principles of sustainability of reintegration, dialogue and partnerships and evidence-based programming.

► BACKGROUND

Following the conceptualization of IOM’s Integrated Approach to Reintegration¹⁶ and considering the recommendations of the MEASURE Report (2017),¹⁷ the ORION project aims to provide the tools necessary to operationalize the approach and pilot test specific interventions in Guinea, Senegal and Morocco.

► OBJECTIVES OF THE PROJECT

The ORION project has four key components:

1. **REINTEGRATION HANDBOOK and TRAINING CURRICULUM:** A reintegration handbook and training curriculum are being developed to provide practical guidance on the design, implementation and monitoring of reintegration assistance. They are aimed at IOM staff and policymakers and other reintegration practitioners.
2. **MENTORING APPROACH:** A mentoring approach is being piloted to provide intensified support and follow-up to returning individuals, helping to ensure that returnees are not isolated upon their return.
3. **COMPARATIVE ANALYSIS:** Drawing from the collection and monitoring of standardized data on reintegration outcomes of returnees who have received different kinds of support, a comparative analysis will help provide evidence on the effectiveness of these interventions related to others.
4. **CROSS-REGIONAL WORKSHOPS:** Cross-regional workshops facilitating the exchange of best practices on reintegration between the three pilot countries that will take place.

► RESULTS

In 2018, under the ORION project:

- A first draft of the Reintegration Handbook was developed with the assistance of three thematic specialists in the economic, social and psychosocial dimensions. After a preliminary review by a technical review group, the Handbook is expected to be published in 2019. An online and face-to face training curriculum will be developed based on the Handbook.
- Seventy-nine (20 females and 59 males) reintegration partners in Guinea, Senegal and Morocco took part in an introductory workshop in the three countries during the month of November 2018 to present the integrated approach to reintegration, discuss reintegration challenges and define reintegration strategies according the priorities identified in their respective countries and contexts. A follow-up training will take place, to provide country specific trainings according to the established priorities and based on the reintegration handbook. One participant in Senegal mentioned: *“This workshop helped us to build synergies with stakeholders working on reintegration.”* These were followed by internal workshops to establish a country level IOM reintegration strategy, attended by 40 IOM staff in total.
- Twelve mentors (3 females and 9 males – 4 per country) were hired and trained in October 2018. They are community members (including one former returnee) with strong ties to their community and good understanding of the needs of returnees. They will create the link between returnees and the community and help them to implement their reintegration plans. The mentors were trained on IOM’s integrated approach to reintegration, its data protection principles, basic counselling techniques and the mentoring approach.
- The trained mentors are currently completing a comprehensive mapping of the services available in their respective communities, to better refer the beneficiaries they will assist. They will each support approximately 20 returnees who are identified as having a low Reintegration Sustainability Score (based on the Reintegration Scoring Indicators). As stated by the mentor in Siguiri, Guinea, *“this approach allows us to build trust with the returnee and involve the community”*.

16 IOM, Towards an integrated approach to reintegration in the context of return” (2017). Available from www.iom.int/sites/default/files/our_work/DMM/AVRR/Towards-an-Integrated-Approach-to-Reintegration.pdf

17 www.iom.int/sites/default/files/our_work/DMM/AVRR/IOM_SAMUEL_HALL_MEASURE_REPORT%202017.pdf

Newly trained
mentors and IOM staff
in Senegal. © IOM
Senegal 2018



► LOOKING AHEAD

In the coming year, the following results are expected:

- Reintegration Handbook will be finalized and published together with its training curriculum. The face-to-face training sessions will be piloted in Guinea, Morocco and Senegal.
- The Reintegration Handbook and training curriculum will be shared widely, and efforts will be made to integrate it within new or existing projects.
- The 12 mentors in the pilot countries will start mentoring their first beneficiaries. Regular monitoring of the approach will take place to continuously assess progress and adjust the approach as necessary.
- A cross-regional workshop will be organized between stakeholders in Guinea, Morocco and Senegal to exchange best practices and share progress on reintegration programming.



Participants of
the reintegration
training in Coyah,
Guinea. © IOM
2018/Mohamed
Doumbouya

REGIONAL

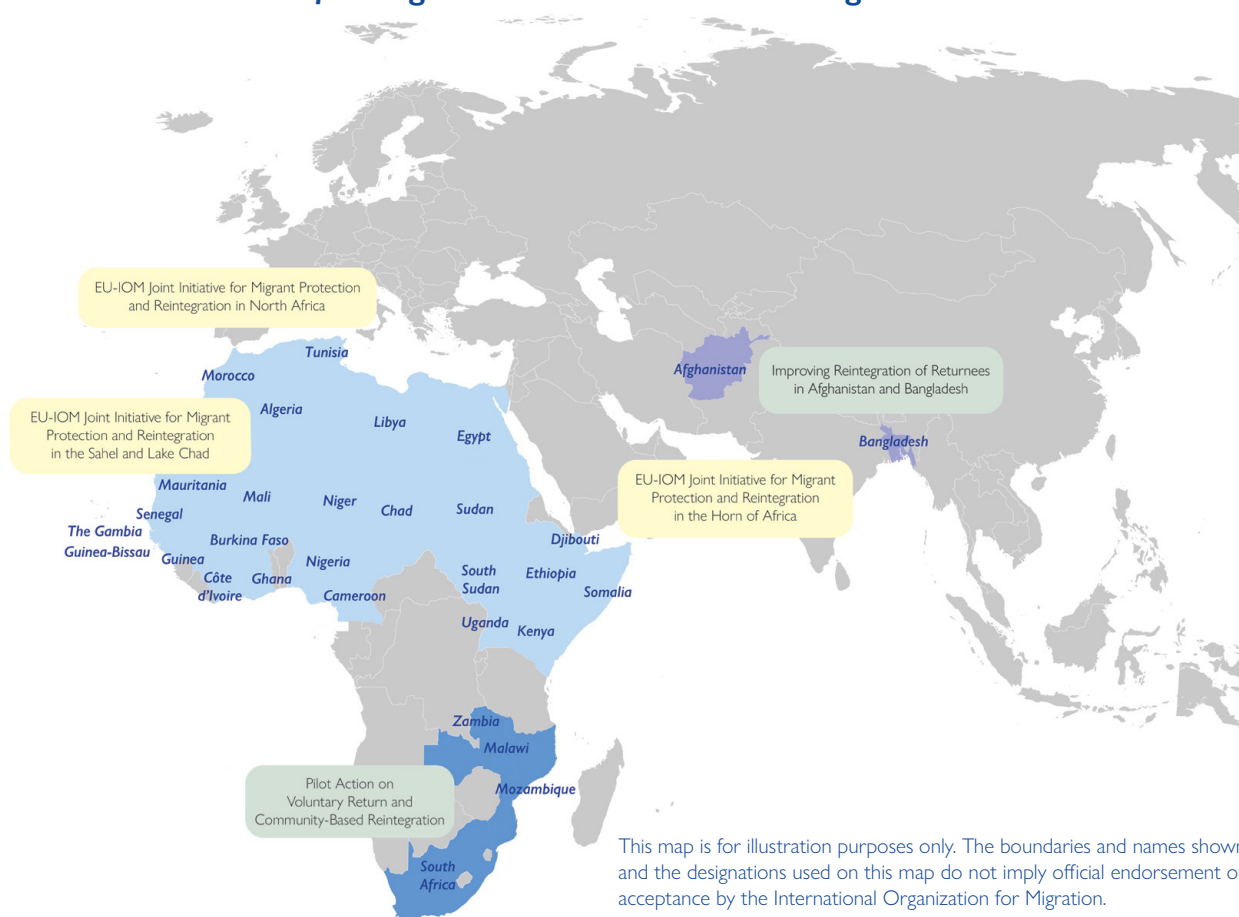
EU–IOM Actions in Support of Migrant Protection and Reintegration: Implementing IOM’s integrated approach to reintegration

The EU–IOM Actions in Support of Migrant Protection and Reintegration brings together over 30 African and Asian countries, IOM and the EU around the shared aim of ensuring that migration is safer, more informed and better governed for both migrants and their communities.

Enabling migrants to restart their lives in their countries of origin through an integrated approach to reintegration¹⁸ is a fundamental component of these programmes and, depending on the focus, is complemented by protection

and return assistance, capacity-building for State and non-State actors, data collection and analysis, awareness-raising and community stabilization. The EU–IOM Actions in Support of Migrant Protection and Reintegration strives to implement a holistic, integrated and needs-based approach: one that takes into consideration the various elements impacting an individual’s reintegration, including economic, social and psychosocial factors across individual, community, and structural dimensions.

EU–IOM Actions for Migrant Protections and Reintegration



Coverage of EU–IOM Actions in Support of Migrant Protection and Reintegration.¹⁹

¹⁸ IOM, “Towards an integrated approach to reintegration in the context of return” (2017). Available from www.iom.int/sites/default/files/our_work/DMM/AVRR/Towards-an-Integrated-Approach-to-Reintegration.pdf

¹⁹ For information on the EU–IOM Joint Initiative (covering Horn of Africa, North Africa, and West and Central Africa), please visit our website: www.migrationjointinitiative.org

► OUR APPROACH

Provision of return and reintegration assistance

Assisted voluntary return (AVR) and voluntary humanitarian return (VHR) can constitute important protection measures. They are sometimes the only option for stranded migrants who face dire conditions along the routes and who decide to return to their countries of origin but lack the necessary means to do so.

As a first step after return, post-arrival reception assistance can be provided to returnees in countries of origin to cover their immediate needs. Returnees then receive counselling support and information relevant to their reintegration and are screened for vulnerabilities. In this process, reintegration counsellors and returnees jointly define reintegration plans, that try to respond to returnees' needs and vulnerabilities as well as their opportunities and motivations.

Returnees have access to general reintegration support, including referral to existing services and projects, participation in trainings and job fairs, medical care, psychosocial support and more. Further, returnees may receive additional reintegration support based on vulnerabilities, the quality of their reintegration project and via their participation in community-based projects. Returnees are also assisted through collective reintegration projects where they are encouraged to pool their resources.

Community-based reintegration initiatives are also in the process of being set up in areas of high return in consultation and cooperation with local stakeholders. These projects will not only support the returnees in rebuilding their livelihoods and social networks but also be open to other community members.

Based on standardized indicators and a scoring system, the programmes monitor the sustainability of reintegration across social, psychosocial and economic dimensions. This not only serves to guide the provision of reintegration assistance to individual returnees, but also inform future policies and programmes.

Partner involvement and system strengthening

In a spirit of local ownership and sustainability, and in line with Principle 6 of the AVRR Framework (dialogue and partnerships), IOM cooperates closely with relevant State and non-State stakeholders across all steps of the reintegration process and works to strengthen their capacities. This requires long-term investment and time.

To ensure that all partners and stakeholders' contributions can be harnessed towards sustainable reintegration and that services and support provided to migrants follow similar standards in all countries, the Framework on Standard Operating Procedures (SOPs) for Assisted Voluntary Return and Reintegration have been developed and adapted to the specific local context of the target countries through a consultative process.

This process is often accompanied by the establishment of Technical Working Groups on reintegration, which involve different local stakeholders and serve as coordination platforms on the programming and implementation of reintegration assistance. This also ensures that reintegration projects respond to local needs and priorities.

An effective and comprehensive referral and partnership system, which is based on mapping of local and national partners, is one of the key components being developed under the programmes to establish or strengthen reintegration support systems. To assess available services and needs, socioeconomic profiling and various community mapping exercises have been conducted.

MoUs and other forms of partnership for cooperation on reintegration assistance are being progressively established with various stakeholders such as government structures, training institutes, health-care providers, psychosocial support providers, companies, employment agencies, international organizations and more.

To strengthen the capacity of the actors involved in the provision of reintegration assistance and to enhance services provided to returnees upon referral, EU–IOM Actions in Support of Migrant Protection and Reintegration reinforces cooperation among the various actors, provide training and tools, and foster exchange of knowledge and best practices among involved actors at the local, national, regional, and cross-regional levels.

Selected target countries are also supported in establishing or maintaining Centres to provide migrants with return and/or post-arrival reception and reintegration assistance.

ASIA AND THE PACIFIC

COVERAGE

- Afghanistan and Bangladesh

RETURN AND REINTEGRATION ASSISTANCE IN FIGURES

- Since April 2017, 650 forced and voluntary Bangladeshi returnees from Europe and other countries were profiled in Bangladesh and were offered assistance (December 2018);
- Since March 2017, approx. 5,900 Afghan returnees forcibly returned by governments from Europe and Turkey received reception assistance in Afghanistan (December 2018);
- In Afghanistan, 4 community development projects have been completed and 7 are currently ongoing in areas of high return from the Islamic Republic of Iran and Pakistan, with more than 4,700 households involved.

Community-based reintegration initiatives in Afghanistan

In Afghanistan, in the first phase of roll-out in the Reintegration Assistance and Development for Afghanistan project, the focus is on both urban and rural areas of highest return to **stimulate employment, entrepreneurship and employability, increasing productivity and diversifying livelihoods**. During the second phase, the project will expand to urban areas in Kabul, Jalalabad and Herat and work on access to (micro-) finance, support to start-ups in non-traditional sectors and value-chain development.

For example, community-based reintegration initiatives supporting construction of small-scale irrigation infrastructure and water points are under development in Kabul, Herat and Kandahar provinces, including: a protection wall and rehabilitation of the irrigation system in Kabul province and the construction of the irrigation canal in Gundigan village in Kandahar. In total, four community development projects were finalized by the end of 2018 while seven were ongoing, mainly on the rehabilitation of irrigation canals, with a total involvement of more than 4,700 households.



In addition, the installation of 6 greenhouses is underway in Jebril township of Herat city with assessment and preparation of the allocated land with 140 returnees and 28 community members.

EAST AND HORN OF AFRICA

COVERAGE

- Djibouti, Ethiopia, Kenya, Somalia, Sudan and Uganda²⁰

RETURN AND REINTEGRATION ASSISTANCE IN FIGURES²¹

- Since May 2017, more than 3,400 migrants were supported to return voluntarily from the East and Horn of Africa region and the Southern route (December 2018).
- Since May 2017, more than 6,000 migrants received post-arrival reception/ reintegration assistance in the East and Horn of Africa region after their return (December 2018).

Enhancing migration data in the East and Horn of Africa

In 2018, a Regional Data Hub has been set up in Nairobi, Kenya. Composed of a group of specialists in data analysis, geographic information systems, information management and reporting, the Data Hub seeks to expand migration data collection, ensure data interoperability, integrate primary and secondary data, and engage with key stakeholders to ensure effective use of data and analysis. Through this effort, it will assist State and non-State actors in countries of origin, transit, and destination to enhance migration governance and support evidence-based policies and processes.



Operationally, the Regional Data Hub will involve regular events for information-sharing and dissemination, awareness-raising, and dialogue and consultation on migration data. A data portal and other regular information-sharing platforms will be made available to disseminate the products of data and analysis in more useful and meaningful formats to be able to contribute to policy- and strategic-level discussions on migration.

The Regional Data Hub will closely interact with EU-IOM Actions and benefit returning migrants, their communities and governments. It will deepen research into areas emerging as gaps which will support improved programme delivery, such as barriers to return migration and reintegration opportunities at the community and household level. The Regional Data Hub will also support partner governments in collecting data on return and reintegration to enable them to monitor outcomes for assisted returnees and their communities.

²⁰ Eritrea is a Member State of the Khartoum Process but currently no activities are foreseen by the EU-IOM Joint Initiative in Eritrea.

²¹ These figures include support provided under the Better Migration Management Programme.

WEST AND CENTRAL AFRICA

COVERAGE

- Burkina Faso, Cameroon, Chad, Côte d'Ivoire, the Gambia, Ghana, Guinea, Guinea-Bissau, Mali, Mauritania, the Niger, Nigeria and Senegal

RETURN AND REINTEGRATION ASSISTANCE IN FIGURES

- Since May 2017, more than 21,500 migrants were supported to return voluntarily from the WCA region (December 2018)
- Since May 2017, more than 52,900 migrants received post-arrival reception/ reintegration assistance in the WCA region after their return (December 2018)

Providing post-arrival reception and reintegration assistance with partners in Nigeria

In Nigeria, the National Commission on Refugees, Migrants and Internally Displaced Persons (NCRMI), the National Emergency Management Agency (NEMA), the National Agency for the Prohibition of Trafficking in Persons (NAPTIP), the Nigeria Immigration Services (NIS), the Port Health authorities along with the Edo State Task Force against Human Trafficking work together from the reception of return migrants to their safe returns to the communities.



Community Steering Committees are established at Local Government Area (LGA)-level, where field visits are conducted to assess the needs of community members. At this community steering committees, traditional community leaders such as religious leaders and women leaders are invited and consulted, as implementation of projects would be impossible without their consent and support. Community projects planned in Nigeria received land contribution from the traditional community leaders.

In addition to organizing training sessions for return migrants, two Trainings of Trainers have been organized to strengthen training capacities of the government implementing partners in Nigeria.

NORTH AFRICA

COVERAGE

- Algeria, Egypt, Libya, Morocco and Tunisia

RETURN AND REINTEGRATION ASSISTANCE IN FIGURES

- Since May 2017, more than 22,800 migrants were assisted with voluntary humanitarian return (VHR) from Libya (December 2018)

Providing protection to migrants in Libya

In view of the dire situations faced by many migrants in Libya, a joint AU–EU–UN Task Force for Libya was created at the AU–EU Summit of Abidjan in November 2017. The aim was to improve conditions for migrants stranded or detained in Libya and support those deciding to return to their countries of origin. The Task Force committed to facilitate voluntary humanitarian return for 15,000 migrants, which has been achieved in March 2018. These returnees receive post-arrival reception and reintegration assistance in their countries of origin under the EU–IOM Actions.



IOM has also reinforced its engagement with the Libyan authorities in view of alleviating the humanitarian consequences of the situation in Libya and of finding solutions for migrants in detention. IOM continues to strongly advocate for alternatives to detention and for strengthened protection conditions for migrants. Through the establishment of a host family mechanism or other forms of alternatives, over 100 migrants have been released from detention and placed in the homes of urban migrant families.

SOUTHERN AFRICA

COVERAGE

- South Africa, Malawi, Mozambique and Zambia

RETURN AND REINTEGRATION ASSISTANCE

- Since March 2017, more than 200 migrants from South Africa were assisted to return to Malawi and Mozambique (December 2018)
- Since March 2017, approx. 200 migrants received post-arrival reception/ reintegration assistance in Malawi and Mozambique after their return (December 2018)

AU–EU Technical Workshop on Sustainable Reintegration of Migrants

Under the Pilot Action on Voluntary Return and Sustainable, Community-Based Reintegration in Southern Africa, a **Knowledge Management Hub** has been established by IOM to build synergies with other return and reintegration-related programmes of IOM and of the EU and link knowledge gathered through these programmes, related studies and research on return and reintegration in the context of development cooperation.



The work of the Knowledge Management Hub will be disseminated through an online portal including a virtual community of practice (foreseen to be established in 2019) and supported through **three knowledge sharing workshops**. The first of these workshops – the **AU–EU Technical Workshop on Sustainable Reintegration of Migrants** took place on 27–28 November 2018 in Addis Ababa, Ethiopia and brought together various stakeholders to exchange good practices, identify challenges and lessons learned as well as opportunities to strengthen efforts to achieve sustainable reintegration. The workshop was attended by more than 60 high-level representatives and experts (AUC, AU MS, EU, EU MS, UN agencies and civil society) and was evaluated by the participants. The recommendations and good practices highlighted in the workshop will contribute to the contents of Return, Readmission and Reintegration Guidelines for Africa that will be developed by the African Union (AU), future research of the Knowledge Management Hub, as well as the forthcoming Reintegration Handbook developed by IOM with the support of the United Kingdom DFID.

Migrant Caravans: Providing Safe and Dignified Return to Migrants in Need and Protecting Migrants in Vulnerable Situations

Central America and Mexico is known for being a region of origin, transit and return for many migrants, with the United States as the main country of destination. Indeed, this region has the largest country-to-country migration corridor in the entire world, although some countries such as Mexico are an increasingly significant destination for international migrants. Since October 2018, a relatively new form of migration appeared, with Central Americans travelling in groups of thousands, by land, from El Salvador, Honduras and Guatemala. Called “migrant caravans”, these groups of migrants left their countries to look for better opportunities, including better jobs and safer environments. They aimed to transit through Mexico and reach the United States. Some migrants in the caravans, especially those in vulnerable situations, such as UASC and migrants with health-related needs,²² have decided not to continue their journey and to return to their countries of origin, but lack the means to do so. Others were deceived by the journey, when they faced challenges such as violence, lack of money, poor living conditions or when they realized their chance to get a regular migration status in destination was not as certain as expected when they started their journey.

► BACKGROUND AND OBJECTIVE

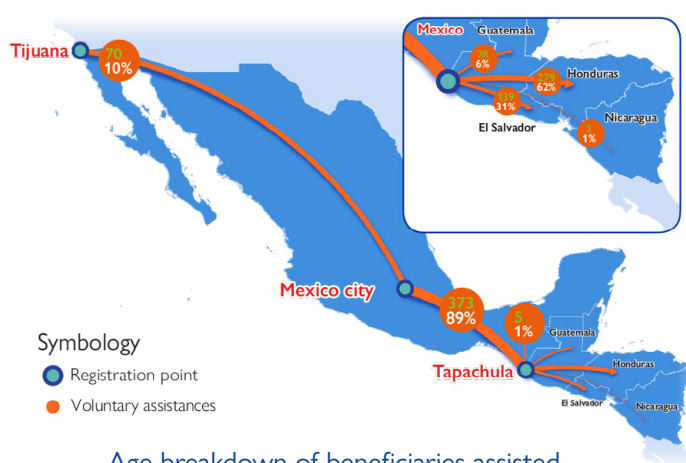
In response to the needs of some migrants of the caravans for voluntary return assistance, and as part of

the IOM Western Hemisphere Program,²³ supported by the PRM of the US Department of State, IOM has set-up in a few days, a special temporary AVR programme.²⁴

The programme aims to provide a human rights-focused response to Honduran, Salvadoran and Guatemalan migrants within the recent caravan flows who wish to return voluntarily to their countries of origin. This special programme provides migrants in need with pre-departure and travel assistance and refers them, on a case-by-case basis, to reintegration services in their countries of origin. Services provided to potential returnees include, information and counselling, support to obtain identification documents, accommodation prior to return, food, medical assistance, land transportation (or air transportation for the most vulnerable migrants, such as UASC), and reception and referral upon arrival in the country of origin.

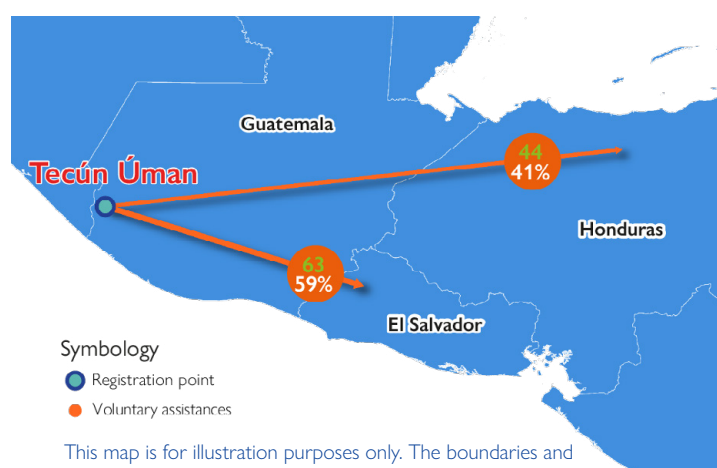
► RESULTS

From November to December 2018, IOM had assisted 589 migrants to voluntary return to their countries of origin under this programme. Among these migrants, 60 per cent were assisted to return to Honduras, 35 per cent to El Salvador and 8 per cent to Guatemala. A total of 82 per cent of the migrants were assisted to return from Mexico and 18 per cent from Guatemala.



Age breakdown of beneficiaries assisted

Age groups	
Under 13	6%
13–18	13%
19–25	31%
26–35	26%
36–45	17%
46–55	7%
56–65	8%



This map is for illustration purposes only. The boundaries and names shown and the designations used on this map do not imply official endorsement or acceptance by the International Organization for Migration.

During the first two months of implementation of this special programme, 81 per cent of the migrants assisted were male and 19 per cent female. A majority of the beneficiaries, 81 per cent, were adults.

²² As per principle 2 of the AVRR Framework and Objective 6, migrants vulnerabilities are addressed through individual assessments and specific safeguards are put in place to guarantee their safety throughout the return and reintegration process.

²³ www.programamesoamerica.iom.int/en

²⁴ <http://programamesoamerica.iom.int/en/assisted-voluntary-return>

TESTIMONIALS

"I was relieved to know that I had this option, because if I did not, I would have had to return by train, and for me this is very dangerous. We are vulnerable to assault, rape and kidnappings; The journey is not easy, neither to go to the north nor to return. The help IOM is giving me to return to my country gives me hope"

Brenda, Honduras



Brenda is from Honduras and decided to go back home because her son is sick. © IOM 2019/Lucía González



"I left my home not knowing the reality that awaited me. I left my home with the hope of a better future, under the promise that migrating in a group would be cheaper, safer, and more effective, but things get more complicated every day and I would rather go back."

Maritza, Honduras

Maritza is a 28-year-old Honduran woman who decided to return with IOM assistance. © IOM 2019/Tatiana Chacón



Young people from El Salvador waiting for their return transport at a shelter in Tapachula (Mexico). © IOM 2018/Alexis Rojas



IOM Staff providing information during the return journey in Tapachula, Mexico. © IOM 2018/Alexis Rojas

IOM Western Balkans Approach to a Migration Influx: Strengthening cooperation between partners to make migration governance systems more efficient

For the past three years, IOM has been working with partners in the Western Balkans region to close existing AVRR policy gaps and operationalize a comprehensive migration management system. They have been working within the framework of the Regional Support on the Protection Sensitive Migration Management in the Western Balkans and Turkey with funding from DG NEAR. This project complements national efforts and offers a protection sensitive response to mixed migratory flows.

The project has embarked on a second phase where IOM has collaborated with governmental and non-governmental partners to support mainstreaming migrant protection and specialized services, monitoring of migration trends as well as furthering regulatory frameworks and capacities for implementing AVRR.

► BACKGROUND

Since 2015, the need for the consolidation of national migration governance systems in the Western Balkans has been amplified by the influx of migrants to the region. In addition to providing immediate humanitarian assistance, IOM was also called upon to assist governments in setting up protection mechanisms, including assisted voluntary return and reintegration (AVRR) of migrants who wish to return to their country of origin both institutionally and operationally. Serbia and Bosnia and Herzegovina, as well as other countries in the Western Balkans faced increased extraregional migration flows.

► OBJECTIVES

At the onset of a changed migration situation in the region, arrivals peaked at close to 10,000 a day to Serbia and requests from migrants deciding to return home increased. In response, IOM worked with governments across the region on the development of standard operating procedures (SOPs) to support the organization of AVRR. The purpose of these SOPs was to outline the standards and principles for work as well as the necessary protection sensitive procedures related to voluntary return, including the coordination with other stakeholders and service providers to ensure migrant needs are met and their protection needs are duly addressed. IOM also provided targeted capacity development training programmes for prospective AVRR practitioners to introduce AVRR principles and standards, effective approaches and boost inter-agency coordination for successful and comprehensive assistance in voluntary returns and reintegration.

► RESULTS

The SOPs have become an integral part of the migration management frameworks of the Western Balkans countries, fully owned and regulated by the government. Contributing to more robust migration governance by the governments, this mechanism is also a step in meeting the Sustainable Development Goals, Target 10.7 of which calls to *“Facilitate orderly, safe, regular and responsible migration and mobility of people, including through the implementation of planned and well-managed migration policies”*. In practice this means comprehensive and effective migration management policies that, *among other things*, develop specialized programmes for the assisted voluntary return and reintegration of migrants.

Furthermore, the advancement of this framework contributes to States' contributions to the fulfilment of commitments of the Global Compact for Migration, which was also signed by all countries of the Western Balkans. Objective 21 of the Global Compact for Migration calls on all countries to *“Cooperate in facilitating safe and dignified return and readmission, as well as sustainable reintegration”*, which are addressed through this framework.

► LOOKING FORWARD

Through the support of the EU and the International Development Fund, IOM is working on several other matters in addition to, AVRR programmes. For example, IOM will support governmental partners in data collection capacity on migration and asylum with the aim of informing evidence-based programming and service delivery as well as policy formulation enhancing the overall Protection Sensitive Migration Management in the Western Balkan region.



Workshop for AVRR structures, 21–22 March 2017, Montenegro.
© IOM 2017/Jelena Pajovic

NATIONAL

IOM Nepal's Approach to the Reintegration of Migrants in Vulnerable Situations: Creating a Sustainable Foundation to Address Trafficking and Unsafe Migration for Women and Girls

IOM Nepal has been implementing a reintegration project, called “The Future We Want” which seeks to increase socioeconomic opportunities for women and victims of trafficking. This project, which adopts a migrant-centred response, aims to address the heightened risk and vulnerabilities that Nepalese migrants have faced since the 2015 earthquake. By providing counselling and economic assistance through collaboration with local and international partners, this project contributes to supporting the sustainable reintegration of returnees and encourages them to overcome challenges impacting their reintegration.

PROVISION OF PSYCHOSOCIAL COUNSELLING AND TRAINING IN NEPAL

► BACKGROUND

In the aftermath of the devastating earthquake of 2015, communities in Nepal have been facing a heightened risk of human trafficking and unsafe migration due to displacement and lack of employment opportunities. In a country with a high female external migration rate,²⁵ Nepali women and girls are particularly vulnerable to becoming victims of human trafficking, forced labour and sexual exploitation abroad. Moreover, female migrant workers returning from foreign employment have often not received enough rehabilitation and reintegration support. Furthermore, there is a lack of sustainable reintegration procedures such as receiving adequate economic and psychosocial assistance which renders the female returnees more vulnerable.

► OBJECTIVE

In this context, IOM has been assisting female survivors of trafficking and vulnerable women returnee to achieve sustainable reintegration in their communities by contributing to their economic self-sufficiency and social stability. The project, titled “The Future We Want – Creating Sustainability Foundation for Addressing Trafficking and Unsafe Migration of Women and Girls in Nepal”, is implemented in co-operation with local and international partners to ensure women and girls receive the necessary economic and psychosocial help they need.

► RESULTS

IOM has been providing vocational skills and entrepreneurial training to female returnees from Sindhupalchowk and Dhading, two districts that were affected by the 2015 earthquake. Additionally, the targeted beneficiaries were also supported with regular psychosocial counselling and social rehabilitation support. To date, 300 women and girls have already benefitted from the skills trainings and regular psychosocial counselling. Currently 77 per cent, 231 of participants out of 300 trained, are engaged in income generation activities in both project districts. Out of the 300 trained participants, 277 participated in the skills testing examination conducted by the National Skills Testing Board (NSTB), 80 per cent of participants successfully passed the NSTB examination.

One of them is Sarita Tamang, a 27-year-old returnee from Kuwait. Sarita enrolled in tailoring training, and upon completion of the three-month training, received



Sarita, a returnee from Kuwait, at her new tailor shop, established with support from IOM in collaboration with the UN Women joint project “The Future We Want – Creating Sustainability Foundation for Addressing Trafficking and Unsafe Migration of Women and Girls in Nepal” (the project is funded by Zonta International). © IOM 2018/ Pourakhi

acceptance into a five-day entrepreneurship development training programme. At the end of the programme, she was able to submit her business plan for tailoring activities to her trainer.

Today, Sarita is managing and operating a small tailoring shop with an assistant in the Sindupalchowk District. While running her business, she also trains someone at her shop on tailoring and sewing skills. Currently, she is contributing her income, earned from her business, to support her family. Sarita says: "I have great pride in this achievement and I hope that it will encourage other women to change their roles in the work place by breaking traditional stereotypes."

Another beneficiary of the project is Bhagwati Rai, age 49 from the Dhading district, who spent nine years abroad in Lebanon as a domestic migrant worker. She is now making a living by providing veterinary treatment for livestock in her local community to support her family of seven.

"I had no knowledge of this kind of work before completing my three months of Community Livestock Assistance (CLA) training in January 2018. It taught me many things about animal health care, including how to treat injuries, vaccinations, administering medicines and even surgery," she said. The training includes financial

literacy, followed by job placement and start-up support to provide sustainable livelihood opportunities for small-scale entrepreneurs.

"Through this training, I learned how to treat animals and gained technical knowledge about animal husbandry. Now I can work in my own country using this knowledge and these skills. It will be even better if I can get advanced level training and a Community Livestock Assistance certificate," said Bhagwati, who will receive start-up support from the project.

► LOOKING FORWARD

The selected project beneficiaries who wish to continue with their income generation activities will be supported with additional economic reintegration assistance which includes:

1. additional business tools/equipment assistance to scale up the ongoing business activities
2. assistance to formally register existing microenterprise/business with districts
3. support to create linkages with potential private sector actors to market beneficiaries' goods/services produced and
4. referral to advanced training programmes/courses offered by the local government skills centre.

Furthermore, upon completion of the project, local stakeholders and the government have agreed to continually support and assist the female beneficiaries to promote the sustainability of the income generation activities at the district level.

Bhagwati, a returnee from Lebanon, practising the veterinary treatments and skills she has learned upon returning and enrolling in the CLA training, established with support from IOM in collaboration with the UN Women joint project "The Future We Want – Creating Sustainability Foundation for Addressing Trafficking and Unsafe Migration of Women and Girls in Nepal" (the project is funded by Zonta International). © IOM 2018/ Pourakhi



IOM Belgium: AVRR Job Placement approach: Strengthening links with the local government, the private sector and development cooperation actors

The Belgian AVRR programme (REAB), funded by Fedasil, includes a project that increases job market access for returning migrants to the Caucasus region. Over the past three years, IOM missions in the Caucasus have assisted returned migrants with additional socioeconomic support to achieve sustainable reintegration. To achieve this, collaboration with several different actors, such as local governments, the private sector and development actors, has been established mainly in the Caucasus target countries. Creating sustainable reintegration through partnership and dialogue, which is vital as it is the Principle 6 of the AVRR Framework, has laid the groundwork for future projects in other regions such as West Africa.

PROVISION OF ADDITIONAL TRAINING AND ACCESS TO THE LABOUR MARKET IN THE CAUCASUS REGION

► BACKGROUND

In line with IOM's Integrated Approach to Reintegration, IOM Belgium recognizes that sustainable reintegration relies on the collaboration of many actors. As a result, thanks to the support of the Belgian government, the IOM country office in Belgium has since 2015 established a strong cooperation with the IOM country offices in Armenia, Georgia and the Russian Federation, all countries of origin of migrants assisted to return voluntarily from Belgium. This has allowed to establish partnerships in those countries with employment agencies, training institutes and relevant private stakeholders to provide tailored support and advice to returnees in their respective countries of origin.

► OBJECTIVE

The main objective of the programme is to support returning migrants as they reintegrate economically into their country of origin. To fully assess and address the needs of each individual migrant, extensive counselling is provided during the pre-departure phase in Belgium as well as during the reintegration process in the countries of origin. Migrants receive up-to-date information on vacancies and training opportunities in their countries of origin. The IOM missions in the countries of origin maintain close contact and develop partnerships with job

employment agencies and training institutes in the public and private sector to refer migrants depending on their skills and specific interests. The IOM Job counsellors in the countries of origin provide individualized counselling and long-term follow-up to enhance the skills of returnees and to actively assist with finding employment opportunities.

RESULTS

While the project will be finalized by the end of 2019, so far it has assisted over 200 persons. The main additional support activities include:

- Mapping of public and private sector employment and training agencies, employers and relevant development projects in the countries of origin;
- Individual job counselling and in-house training in the countries of origin: skills profiling, identification of training needs and future employment options (career planning), skills training for job interview, update of CV, etc.;
- Registration of CV in existing databases for further job mediation;
- Group training for returnees from Belgium on career development and entrepreneurship in cooperation with local partners in the countries of origin;
- Individual incentive budget to cover costs related to vocational training or job placement contracts;
- Development of information materials (e.g. video testimonies, reintegration stories) for potential beneficiaries in Belgium;
- Info sessions on Job Placement activities towards AVRR counsellors and other stakeholders in Belgium;
- Study visit in Belgium and in the countries of origin to exchange best practices with AVRR practitioners and to meet with relevant stakeholders and assisted returnees.

Monitoring of the beneficiaries' reintegration process in 2018 showed that all persons that were assisted with training or job placement were employed or self-employed at the time of the monitoring. Returnees stated that the training or job-placement support improved their job situation or allowed them to develop their skills for future employment plans.

REINTEGRATION STORY

TRAINING IN PHARMACY LEADING TO DIRECT JOB OFFER IN GEORGIA

Tea (right), a reintegrated migrant with her teacher. Upon return to Georgia, the IOM Job Counsellor helped her with finding a training course to update her knowledge in pharmacy. After the training, she could immediately start working in one of the pharmacy chains that is linked to the training institute.

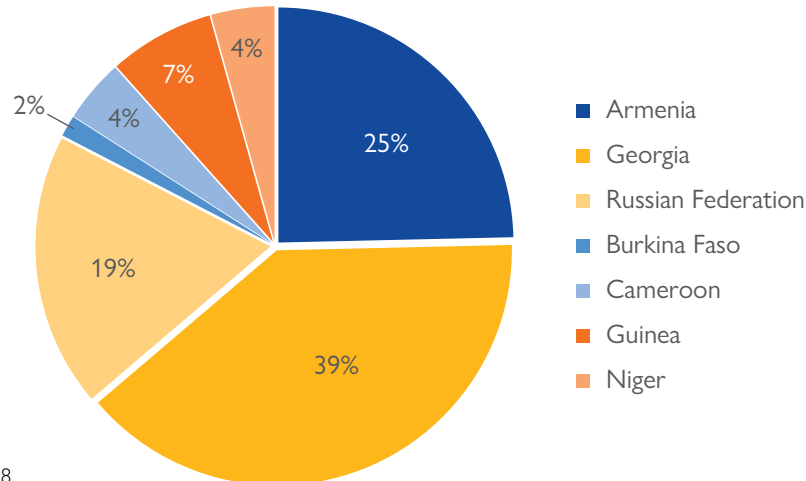
© IOM 2018



► LOOKING FORWARD

BROADENING THE JOB PLACEMENT CONCEPT TO THE WEST AFRICAN REGION LINKING ACTIVITIES TO LOCAL DEVELOPMENT COOPERATION INITIATIVES IN THE REGION

Chart 26: Job placement support from IOM, 2018



Source: IOM Belgium, 2018.

Building on the results of the Job Placement approach in the Caucasus, in 2018, Fedasil requested IOM Belgium to extend this approach to the West and Central African region, in line with the activities that are being developed under the EU–IOM Joint initiative for Migrant Protection and Reintegration (EU Trust Fund) (see article, p. 79) projects in the region. In close collaboration with Fedasil, IOM missions in **Burkina Faso, Cameroon, Guinea and the Niger** were identified to participate

in this pilot-activity. The countries were selected based on their relevance for the Belgian migration context (e.g. migrant communities in Belgium, link with partner countries from Belgian Development Cooperation) and the possible synergies with diaspora and EU Trust Fund projects. The approach used in West and Central Africa is like the Caucasus one, that is, an increased support to IOM missions to work on mapping of the employment, training sector, extensive reintegration counselling and

follow-up to link returnees to trainings and employment opportunities in the countries of origin. However, the approach is adapted to the regional and country specific needs with a clear objective to link the existing AVRR activities from Belgium to local development initiatives set-up by different development cooperation actors such as the Belgian development cooperation agency Enabel, German Development Agency GiZ and others. Following the activities developed under the EU Trust Fund, the aim is to find synergies, support mapping and referral mechanisms and further broaden the reintegration support options for returnees.

In the first phase of the project, IOM missions have mapped the training opportunities and relevant development projects and actors in the country, while also identifying the needs of the returnees from Belgium (approx. 20 returnees). The results show that there is a clear need for additional training on entrepreneurship and technical expertise. The IOM missions have identified the specific training needs of the Belgian returnees in view of their skills profiles and plans, and have started to look for the most appropriate training programmes in their respective regions of return.

EXCHANGE OF GOOD PRACTICES DURING STUDY VISIT IN BELGIUM

In November 2018, a three-day study visit in Brussels allowed the IOM Job Placement Focal Points from the Caucasus and West Africa to share the results and their experiences with reintegration and job placement activities in their country of origin. They also got a better understanding of the AVRR context in Belgium and



Thematic workshop. © IOM 2018

Europe through several visits and meetings with Belgian and European AVRR partners and stakeholders. The study visit was linked to the annual IOM partner meeting with Belgian stakeholders. This allowed the IOM missions to present their AVRR- and job placement-related activities during thematic workshops with a focus on skills development, entrepreneurship, community-based initiatives and specific approaches to vulnerable cases.

The Job Placement project showed that in addition to individualized return and reintegration programming, there is also an increased interest and need in working on reintegration at the community and structural levels in the countries of origin. In order to develop such activities, there is also a strong need for exchange of views and best practices of AVRR practitioners in the host countries and countries of origin.

REINTEGRATION STORY

ENTREPRENEURSHIP ASSESSMENT AND SUPPORT OF A LOCAL NGO IN GUINEA

Upon return to Guinea, Nicole set up a small business selling water bags. Besides she is running an NGO which is working on protection of the environment, protection of women's and children's rights and access to medical care for the most vulnerable populations in Conakry. Based on IOM Guinea's assessment, she could receive additional support to strengthen her NGO activities.



© IOM 2017

IOM Morocco: FORAS – Enhancing Reintegration Opportunities

In line with principle 4 of the AVRR Framework (see article p. 50), IOM Morocco has been implementing the FORAS project since 2017. The project aims to reinforce IOM Morocco's AVRR programme by providing beneficiaries with enhanced pre-return and professional orientation assistance that will ultimately pave the way for a sustainable economic, social and psychosocial reintegration.

► BACKGROUND

Implemented by IOM Morocco and funded by the Ministry of Foreign Affairs of the Federal Republic of Germany, **FORAS²⁶ – Enhancing Reintegration Opportunities** aims to provide enhanced pre-return assistance to migrants wishing to return voluntarily from Morocco to Cameroon, Côte d'Ivoire, Guinea, Mali and Senegal. This is done by improving their awareness of reintegration opportunities and challenges in their country of origin and by strengthening their technical and motivational skills with the aim to facilitate the sustainable reintegration process. The project is implemented in collaboration with governmental and non-governmental partners.

IOM in partnership with the National Mutual Aid established Migrant Orientation Points (MOP) in Rabat, Casablanca and Oujda, which are three key transit areas.



Exchange visit in Côte d'Ivoire with the Project Manager Dominguez Jorge (IOM Morocco) and the team from ASTICUDE, a non-governmental project partner in Morocco. © IOM 2018/Jorge Dominguez

► OBJECTIVE

The purpose of the MOP is to register migrants wishing to return to their countries of origin, identify their specific needs and provide them with orientation and counselling on available opportunities in Morocco as well as in their countries of origin, while at the same time strengthening collaboration between various actors at the national level.

Collective sensitization sessions were organized for each five target countries to discuss reintegration opportunities in the different countries of origin. Additionally, migrants are informed of high potential sectors for employment as

well as the different procedures to be undertaken upon return. In 2018, 67 per cent of the migrants originating from one of the five target countries who wished to enroll in IOM's AVRR programme, participated in these awareness sessions.

In addition, four courses on **vocational training** are offered to FORAS beneficiaries prior to their departures. The training modules on life skills and soft skills, entrepreneurship and commercialization, agriculture and handicrafts aim to strengthen migrants' preparedness and skills to improve their reintegration upon return.

► RESULTS

In 2018, 276 migrants (221 males and 55 females) benefitted from the vocational training courses, 79 per cent of the migrants participated in at least two courses. Modules allow beneficiaries to work on their future plans, develop their reintegration project, strengthen their self-confidence and learn how to plan and implement possible entrepreneurial projects.

One beneficiary described his experience with the vocational training courses as follows:

The "soft skills" have helped me to understand who I really am. I did not know what I was capable of and now I have learnt how to behave when facing challenges, how to resolve different dilemmas and how to control my feelings. [...] After the course, I want to become an entrepreneur and manage my own company. My dream is to open a juice shop [...]. Our mentors from FORAS have shown us the path that we have to follow, beginning with nothing to becoming an entrepreneur and I will put it into practice once I am back in Cameroon.

► LOOKING AHEAD

Exchange visits and training workshops are planned to guarantee that the different activities carried out in Morocco contribute effectively to the reintegration of beneficiaries in their countries of origin. FORAS provides the opportunity to build capacity and cooperation for voluntary return and reintegration between different State and civil society actors in Morocco and in the five countries of origin.



Ninety-five per cent of the FORAS beneficiaries declared that the activities will impact their preparation for return. © IOM 2018/ASTICUDE

IOM Colombia: Assisting returnees in their economic reintegration

► INTRODUCTION

IOM Colombia has been developing and implementing numerous projects to assist returnees with sustainable reintegration, including economic reintegration. In the context of a project focused on referral and support for labour reintegration financed by the Colombian Ministry of Foreign Affairs and the Ministry of Labour, IOM has provided returnees with material assistance and referral to different entities involved in the labour market.

► BACKGROUND AND OBJECTIVES

The project aims to provide returnees with material and reintegration assistance, including through partnership with different actors involved in the labour market.

The project has been implemented since 2016 and targets returnees who were listed in the registry of return, launched in 2012. Project implementation took place through two phases. First, based on the returnees' profiles, those that required immediate assistance were identified. Priority regions were selected (Valle del Cauca, Antioquia, Atlántico, Norte de Santander, Santander, Arauca and Cundinamarca) based on the number of returnees. Second, a Handbook on Labour Referral for Returnees²⁷ was developed and launched. This Handbook contains information on referral pathways in the labour market. Additionally, it provides concrete examples for returnees on how to access the labour market in Colombia. This second phase envisaged the participation of private sector, taking into account that within the identified returnees, there was a considerable number of highly qualified population.

► RESULTS

During the project, IOM Colombia directly contacted beneficiaries to update their professional profiles. This migrant-centred approach enhanced beneficiaries' possibility to access the labour market.

In addition, workshops were developed for targeted returnees and included actors involved in their reintegration (e.g. social workers) and other entities engaged in the labour market. The objective of these activities was to discuss referral pathways as well as basic skills needed when entering the labour market, such as how to write a résumé and/or how to prepare for an interview. Feedback from the participants was positive; they noted the actions empowered them to be able to highlight their professional strengths. Even highly qualified returnees noted that this workshop was helpful because it allowed them to better tailor their application to the jobs available. Furthermore, it also informed social workers and other actors involved in labour market about the economic and basic needs of returnees.

► LOOKING FORWARD

Based on the initial activities carried out, IOM Colombia is now developing a "tool box" for possible employers and recruitment agencies. This instrument will include contextual information about migrants and returnees and will provide an opportunity for employers to benefit from the skills and qualifications of this population.



27 Cartilla orientación laboral para la población retornada.

ANNEXES

ANNEX 1 IOM REGIONAL COVERAGE	72
ANNEX 2 HOST COUNTRIES AND TERRITORIES FOR AVRR, 2013–2018	75
ANNEX 3 COUNTRIES AND TERRITORIES OF ORIGIN FOR AVRR, 2013–2018	79
ANNEX 4 MAIN RETURN FLOWS FOR AVRR, BY HOST COUNTRY AND TERRITORY, 2018	83
ANNEX 5 MAIN RETURN FLOWS FOR AVRR, BY COUNTRY AND TERRITORY OF ORIGIN, 2017	89

ANNEX 1 IOM REGIONAL COVERAGE

..... ASIA AND THE PACIFIC

Afghanistan	Islamic Republic of Iran	Myanmar	Singapore
Australia	Japan	Nauru	Solomon Islands
Bangladesh	Kiribati	Nepal	Sri Lanka
Bhutan	Lao People's Democratic Republic	New Zealand	Thailand
Brunei Darussalam	Malaysia	Pakistan	Timor-Leste
Cambodia	Maldives	Palau	Tonga
China, Hong Kong SAR	Marshall Islands	Papua New Guinea	Tuvalu
Fiji	Micronesia (Federated States of)	Philippines	Vanuatu
India	Mongolia	Republic of Korea	Viet Nam
Indonesia		Samoa	

..... CENTRAL AMERICA, NORTH AMERICA AND THE CARIBBEAN

Antigua and Barbuda	Dominica	Haiti	Saint Lucia
Bahamas	Dominican Republic	Honduras	Saint Vincent and the Grenadines
Barbados	El Salvador	Jamaica	Suriname
Belize	French Guyana	Mexico	Trinidad and Tobago
Canada	Grenada	Nicaragua	Turks and Caicos Islands
Costa Rica	Guatemala	Panama	Unites States
Cuba	Guyana	Saint Kitts and Nevis	

..... EAST AND HORN OF AFRICA

Burundi	Ethiopia	Somalia	United Republic of Tanzania
Djibouti	Kenya	South Sudan	
Eritrea	Rwanda	Uganda	

..... EUROPEAN ECONOMIC AREA

Andorra	Finland	Latvia	Portugal
Austria	France	Liechtenstein	Romania
Belgium	Germany	Lithuania	Slovakia
Bulgaria	Greece	Luxembourg	Slovenia
Croatia	Holy See	Malta	Spain
Cyprus	Hungary	Monaco	Switzerland
Czechia	Iceland	Netherlands	United Kingdom
Denmark	Ireland	Norway	
Estonia	Italy	Poland	

..... MIDDLE EAST AND NORTH AFRICA

Algeria	Kuwait	Qatar	United Arab Emirates
Bahrain	Lebanon	Saudi Arabia	Yemen
Egypt	Libya	Sudan	Palestinian Territories
Iraq	Morocco	Syrian Arab Republic	
Jordan	Oman	Tunisia	

..... SOUTH AMERICA

Argentina	Brazil	Ecuador	Uruguay
Bolivia (Plurinational State of)	Chile	Paraguay	Venezuela (Bolivarian Republic of)
	Colombia	Peru	

..... SOUTHERN AFRICA

Angola	Eswatini	Mauritius	South Africa
Botswana	Lesotho	Mozambique	Zambia
Comoros	Madagascar	Namibia	Zimbabwe
Democratic Republic of the Congo	Malawi	Seychelles	

..... SOUTH-EASTERN EUROPE, EASTERN EUROPE AND CENTRAL ASIA

Albania	Georgia	North Macedonia	Turkey
Armenia	Israel	Republic of Moldova	Turkmenistan
Azerbaijan	Kazakhstan	Russian Federation	Ukraine
Belarus	Kyrgyzstan	Serbia	Uzbekistan
Bosnia and Herzegovina	Montenegro	Tajikistan	Kosovo ¹⁰

..... WEST AND CENTRAL AFRICA

Benin	Congo	Guinea	Nigeria
Burkina Faso	Côte d'Ivoire	Guinea-Bissau	Sao Tome and Principe
Cabo Verde	Equatorial Guinea	Liberia	Senegal
Cameroon	Gabon	Mali	Sierra Leone
Central African Republic	Gambia	Mauritania	Togo
Chad	Ghana	Niger	

ANNEX 2 HOST COUNTRIES AND TERRITORIES FOR AVRR, 2013–2018

Host country/territory	2013	2014	2015	2016	2017	2018	Total 2013–2018
Albania	-	-	-	1	3	1	5
Algeria	-	-	-	-	28	218	246
Angola	-	-	6	-	-	6	12
Argentina	2	3	9	-	12	4	30
Armenia	-	-	-	-	-	5	5
Australia	699	800	819	963	818	821	4,920
Austria	2,896	2,299	4,126	4,812	3,546	3,469	21,148
Azerbaijan	-	-	5	3	12	55	75
Bahamas	-	-	7	-	-	-	7
Bangladesh	-	-	-	-	14	-	14
Belarus	-	-	2	-	-	1	3
Belgium	4,388	3,459	3,870	4,117	3,670	2,795	22,299
Benin	9	3	1	-	12	5	30
Bolivia (Plurinational State of)	-	-	2	1	-	4	7
Bosnia and Herzegovina	-	-	-	-	2	412	414
Botswana	-	-	14	6	20	5	45
Brazil	-	-	4	4	1	-	9
Bulgaria	147	330	89	635	875	315	2,391
Burkina Faso	-	-	-	3	31	56	90
Burundi	-	-	-	-	-	3	3
Cabo Verde	-	-	-	5	12	9	26
Cambodia	8	3	5	4	23	-	43
Cameroon	5	2	-	5	17	12	41
Canada	2,024	1,244	116	-	-	2	3,386
Central African Republic	-	-	-	-	-	43	43
Chad	-	-	-	-	1	10	11
Chile	-	-	1	7	5	-	13
China	1	-	33	64	21	6	125
China, Hong Kong SAR	37	11	12	7	23	35	125
China, Macao SAR	7	-	3	-	-	-	10
Colombia	-	-	-	-	-	5	5
Congo	-	-	-	-	8	0	8
Costa Rica	-	2	-	27	19	4	52
Côte d'Ivoire	-	-	4	8	-	10	22
Cyprus	-	-	-	85	164	150	399
Czechia	146	173	202	209	49	56	835
Democratic Republic of the Congo	-	-	7	-	-	2	9

Host country/territory	2013	2014	2015	2016	2017	2018	Total 2013–2018
Denmark	219	110	243	531	129	12	1,244
Djibouti	-	-	990	1,803	2,829	3,392	9,014
Dominican Republic	-	1	9	502	227	5	744
Ecuador	-	2	2	2	2	7	15
Egypt	185	173	406	502	468	501	2,235
El Salvador	-	2	-	2	2	-	6
Estonia	17	23	48	40	82	45	255
Eswatini	-	-	7	-	2	-	9
Ethiopia	-	-	-	-	-	10	10
Fiji	-	-	-	5	4	1	10
Finland	342	318	632	2,116	1,425	651	5,484
France	3	8	-	-	6	29	46
Gabon	-	-	-	4	80	40	124
Gambia	-	-	-	-	11	5	16
Georgia	-	-	108	54	1	109	272
Germany	10,251	13,574	35,446	54,006	29,522	15,942	158,741
Ghana	10	-	6	1	-	2	19
Greece	9,325	7,357	3,746	6,153	5,655	4,968	37,204
Guatemala	-	2	2	-	5	73	82
Guinea	13	12	4	25	21	15	90
Guinea-Bissau	-	-	-	35	5	3	43
Guyana	-	-	-	12	-	3	15
Haiti	-	-	2	-	-	-	2
Honduras	3	-	-	-	1	-	4
Hungary	353	491	138	65	158	32	1,237
Iceland	-	-	-	30	69	28	127
India	-	68	3	1	5	10	87
Indonesia	955	561	2,168	684	518	465	5,351
Iran (Islamic Republic of)	-	-	181	-	1	-	182
Iraq	-	-	-	5	145	29	179
Ireland	340	188	114	143	96	91	972
Italy	993	867	356	145	653	958	3,972
Japan	4	7	21	34	39	22	127
Jordan	2	5	60	37	1	-	105
Kazakhstan	-	-	124	4	-	-	128
Kenya	-	1	4	9	40	25	79
Kuwait	-	-	-	26	49	224	299
Kyrgyzstan	-	-	-	-	-	2	2
Lao People's Democratic Republic	-	1	-	-	3	-	4
Latvia	82	94	34	75	63	58	406
Lebanon	-	-	95	12	7	1	115
Liberia	-	-	-	-	-	12	12
Libya	847	218	495	27	-	-	1,587
Lithuania	43	66	44	69	154	117	493

Host country/territory	2013	2014	2015	2016	2017	2018	Total 2013–2018
Luxembourg	116	186	149	-	145	137	733
Malawi	-	-	392	405	223	1	1,021
Malaysia	23	11	29	60	104	80	307
Mali	8	7	-	2	177	547	741
Malta	55	72	12	14	19	20	192
Mauritania	-	-	-	52	159	155	366
Mauritius	23	-	-	-	-	1	24
Mexico	17	25	7	5	1	517	572
Micronesia (Federated States of)	-	-	111	-	1	-	112
Mongolia	1	4	1	5	2	0	13
Montenegro	-	-	-	4	27	34	65
Morocco	498	1,158	1,399	1,259	1,733	1,508	7,555
Mozambique	-	-	2	36	10	239	287
Myanmar	1	-	1	1	18	-	21
Nauru	17	46	10	-	3	4	80
Nepal	-	-	-	-	7	7	14
Netherlands	2,489	2,269	2,927	4,635	1,532	2,149	16,001
New Zealand	-	-	-	-	-	5	5
Nicaragua	-	4	-	1	-	-	5
Niger	82	6	1,322	4,788	6,467	14,977	27,642
Nigeria	-	-	-	-	2	72	74
North Macedonia	-	-	-	32	10	21	63
Norway	1,899	1,622	1,164	1,459	509	186	6,839
Oman	-	-	-	5	4	-	9
Pakistan	-	-	4	1	14	12	31
Panama	1	1	5	9	9	7	32
Papua New Guinea	177	278	47	5	31	26	564
Paraguay	4	-	-	1	-	1	6
Peru	2	3	1	-	3	7	16
Philippines	-	1	-	-	13	12	26
Poland	1,949	1,463	975	790	684	547	6,408
Portugal	692	412	243	67	261	383	2,058
Qatar	-	-	-	27	8	-	35
Republic of Korea	-	2	3	3	12	-	20
Republic of Moldova	10	-	-	-	-	-	10
Romania	197	113	117	111	101	108	747
Russian Federation	10	-	292	126	20	35	483
Saint Lucia	-	1	2	12	11	-	26
Sao Tome and Principe	-	-	-	-	-	4	4
Saudi Arabia	-	-	-	79	67	7	153
Senegal	1	-	4	6	25	28	64
Serbia	-	-	-	53	234	278	565
Singapore	-	-	2	4	-	1	7
Slovakia	50	57	92	115	43	80	437
Slovenia	20	16	20	62	13	12	143

Host country/territory	2013	2014	2015	2016	2017	2018	Total 2013–2018
Solomon Islands	-	-	4	-	-	1	5
Somalia	-	-	72	219	425	225	941
South Africa	-	-	65	238	155	348	806
South Sudan	-	-	-	-	53	21	74
Spain	758	889	628	663	534	212	3,684
Sri Lanka	1	-	-	1	3	1	6
Sudan	-	-	86	181	378	337	982
Sweden	98	63	37	10	41	31	280
Switzerland	1,655	478	374	513	388	357	3,765
Syrian Arab Republic	-	-	-	7	1	-	8
Thailand	49	13	287	41	322	207	919
Togo	2	5	-	1	4	-	12
Trinidad and Tobago	-	4	1	-	1	-	6
Tunisia	251	99	456	26	579	584	1,995
Turkey	618	495	419	1,196	2,321	1,494	6,543
Uganda	-	-	-	1	-	4	5
Ukraine	21	-	12	16	4	6	59
United Arab Emirates	7	-	-	15	30	7	59
United Kingdom	-	2	25	1	1	33	62
United Republic of Tanzania	-	589	148	3	83	531	1,354
Uruguay	-	-	5	7	1	3	16
Uzbekistan	-	-	-	-	1	-	1
United States	-	-	-	2	-	9	11
Venezuela (Bolivarian Republic of)	-	-	-	4	1	15	20
Viet Nam	1	-	-	-	1	5	7
Yemen	335	827	2,733	2,594	1,942	-	8,431
Zambia	-	-	25	304	199	168	696
Zimbabwe	-	-	5	1	142	17	165
Kosovo ¹⁰	-	-	-	-	-	2	2

ANNEX 3 COUNTRIES AND TERRITORIES OF ORIGIN FOR AVRR, 2013–2018

Country/Territory of Origin	2013	2014	2015	2016	2017	2018	Total 2013–2018
Afghanistan	1,624	1,304	1,413	7,102	4,158	2,232	17,833
Albania	326	1,239	12,014	17,976	7,256	2,167	40,978
Algeria	140	41	94	437	1093	711	2,516
Angola	69	76	35	28	40	27	275
Antigua and Barbuda	-	1	-	3	-	-	4
Argentina	77	89	57	40	41	32	336
Armenia	448	435	516	437	780	1,005	3,621
Australia	24	2	1	5	3	70	105
Austria	2	7	-	-	-	-	9
Azerbaijan	216	249	199	295	754	947	2,660
Bahamas	5	1	-	-	-	-	6
Bahrain	-	-	-	8	-	-	8
Bangladesh	2,000	1,334	1,534	360	428	402	6,058
Barbados	-	-	-	-	-	1	1
Belarus	188	159	156	165	287	256	1,211
Belgium	1	1	-	4	7	2	15
Belize	-	1	-	-	-	-	1
Benin	73	19	19	38	84	185	418
Bhutan	-	1	-	2	1	-	4
Bolivia (Plurinational State of)	225	183	79	53	47	22	609
Bosnia and Herzegovina	935	1,511	1,906	1,753	873	277	7,255
Botswana	12	3	4	9	4	3	35
Brazil	1,418	881	578	496	700	810	4,883
Bulgaria	82	75	125	128	94	110	614
Burkina Faso	208	91	347	152	182	468	1,448
Burundi	34	29	6	32	69	54	224
Cabo Verde	25	25	12	5	6	7	80
Cambodia	64	30	152	89	92	32	459
Cameroon	159	345	489	630	784	1,671	4,078
Canada	67	27	9	15	23	41	182
Central African Republic	-	1	1	1	6	25	34
Chad	23	15	52	36	43	68	237
Chile	169	120	66	69	38	69	531
China	657	519	490	415	435	441	2,957
China, Hong Kong SAR	6	9	1	4	7	4	31
Taiwan Province of the People's Republic of China	-	4	-	-	-	3	7
Colombia	320	293	180	168	205	149	1,315
Comoros	2	6	20	30	36	13	107
Congo	26	74	49	35	150	75	409
Costa Rica	1	7	4	4	6	1	23
Côte d'Ivoire	215	316	290	587	1,086	1,834	4,328
Croatia	140	120	39	16	13	17	345
Curacao	-	-	-	-	-	3	3

Country/Territory of Origin	2013	2014	2015	2016	2017	2018	Total 2013–2018
Cuba	15	20	18	14	31	75	173
Cyprus	-	-	6	-	10	1	17
Czechia	82	64	13	7	1	8	175
Democratic Republic of the Congo	109	96	76	131	142	176	730
Denmark	2	3	-	3	2	1	11
Djibouti	13	-	12	12	16	8	61
Dominican Republic	39	34	18	63	9	20	183
Ecuador	356	276	88	30	37	27	814
Egypt	366	501	230	222	235	231	1,785
El Salvador	90	79	29	43	56	244	541
Equatorial Guinea	1	2	3	1	4	3	14
Eritrea	11	13	7	7	3	7	48
Estonia	6	9	4	11	4	3	37
Eswatini	3	2	-	2	2	1	10
Ethiopia	-	-	-	-	-	4,792	4,792
Fiji	11	16	29	22	25	13	116
Finland	-	-	1	5	10	0	16
France	10	8	7	6	13	16	60
Gabon	-	1	1	5	12	12	31
Gambia	300	76	164	450	631	455	2,076
Georgia	1,157	1,874	1,489	1,703	2,270	2,681	11,174
Germany	9	6	4	10	6	30	65
Ghana	355	222	196	175	293	307	1,548
Greece	7	15	36	18	24	15	115
Guatemala	28	25	17	10	8	39	127
Guinea	244	270	571	1,868	2,236	5,088	10,277
Guinea-Bissau	68	33	83	431	429	218	1,262
Guyana	3	2	-	1	5	2	13
Haiti	5	1	8	485	243	78	820
Honduras	95	113	113	107	103	402	933
Hungary	1,099	517	60	27	33	20	1,756
India	604	530	365	482	594	689	3,264
Indonesia	184	139	147	151	131	115	867
Iran (Islamic Republic of)	1,346	1,219	1,133	4,485	2,144	1,510	11,837
Iraq	1,930	1,280	3,607	12,776	7,096	5,661	32,350
Ireland	15	12	12	22	14	19	94
Israel	64	15	12	4	2	14	111
Italy	7	21	12	36	72	36	184
Jamaica	-	-	-	-	-	15	15
Japan	7	2	5	-	3	5	22
Jordan	68	48	118	77	53	86	450
Kazakhstan	182	147	84	64	108	87	672
Kenya	68	48	118	77	53	52	416
Kiribati	1	-	-	-	-	-	1
Kuwait	2	2	7	17	6	3	37
Kyrgyzstan	123	81	103	74	76	93	550
Lao People's Democratic Republic	1	2	-	-	2	1	6
Latvia	5	16	3	3	9	7	43
Lebanon	60	143	172	954	487	406	2,222

Country/Territory of Origin	2013	2014	2015	2016	2017	2018	Total 2013–2018
Lesotho	-	-	1	3	1	2	7
Liberia	34	18	78	146	331	1,019	1,626
Libya	80	82	-	-	-	-	162
Liechtenstein	-	5	-	-	-	-	5
Lithuania	4	15	13	10	16	14	72
Luxembourg	-	-	-	-	1	-	1
Madagascar	1	15	4	5	3	91	119
Malawi	15	12	20	62	152	127	388
Malaysia	20	21	22	81	94	105	343
Maldives	-	-	-	-	1	-	1
Mali	173	126	719	408	724	4,041	6,191
Malta	-	3	12	7	2	1	25
Mauritania	35	14	6	12	20	9	96
Mauritius	58	31	21	8	17	15	150
Mexico	56	45	13	16	18	30	178
Mongolia	458	541	778	704	429	277	3,187
Montenegro	83	174	675	1,936	479	191	3,538
Morocco	482	416	308	1,395	477	348	3,426
Mozambique	9	7	6	3	30	92	147
Myanmar	72	137	815	77	227	13	1,341
Namibia	34	17	2	2	1	-	56
Nepal	205	136	136	274	320	159	1,230
Netherlands	8	5	2	7	4	7	33
New Zealand	-	-	-	-	-	31	31
Nicaragua	25	35	37	48	51	22	218
Niger	31	30	37	48	51	62	259
Nigeria	914	609	725	624	1,403	1,481	5,756
North Macedonia	2,526	2,387	3,134	4,986	3,167	1,452	17,652
Norway	-	14	1	9	1	1	26
Oman	1	-	-	-	1	1	3
Pakistan	5,606	3,860	1,927	1,278	2,999	1,817	17,487
Panama	3	3	1	4	-	5	16
Papua New Guinea	2	13	6	11	10	14	56
Paraguay	49	75	57	92	69	42	384
Peru	183	207	48	63	66	108	675
Philippines	244	198	231	188	162	213	1,236
Poland	52	44	35	43	43	31	248
Portugal	15	16	1	4	6	1	43
Puerto Rico	-	-	-	-	-	5	5
Qatar	-	1	5	1	3	3	13
Republic of Korea	45	57	26	54	19	18	219
Republic of Moldova	213	149	209	551	575	1,139	2,836
Reunion	-	-	-	-	-	1	1
Romania	140	776	806	826	858	538	3,944
Russian Federation	5,048	4,538	2,120	2,058	2,469	1,952	18,185
Rwanda	35	21	18	16	15	30	135
Saint Kitts and Nevis	1	-	-	1	-	-	2
Saint Lucia	39	23	-	-	-	-	62
Saint Vincent and the Grenadines	52	12	-	-	-	-	64

Country/Territory of Origin	2013	2014	2015	2016	2017	2018	Total 2013–2018
Samoa	1	1	1	1	1	1	6
Sao Tome and Principe	14	7	6	3	15	3	48
Saudi Arabia	5	-	7	9	11	7	39
Senegal	328	283	743	1,527	1,986	1,495	6,362
Serbia	3,933	4,570	6,659	6,978	3,343	1,681	27,164
Seychelles	1	-	-	-	-	1	2
Sierra Leone	37	23	32	97	177	829	1,195
Singapore	1	11	-	-	-	1	13
Slovakia	181	188	114	41	63	42	629
Slovenia	-	1	2	-	2	15	20
Solomon Islands	-	1	2	1	-	3	7
Somalia	14	13	45	184	1,594	297	2,147
South Africa	20	38	18	19	22	25	142
South Sudan	74	-	-	-	3	1	78
Spain	9	21	14	19	16	16	95
Sri Lanka	409	374	415	423	453	505	2,579
Sudan	161	216	215	231	529	495	1,847
Suriname	56	58	33	25	31	31	234
Sweden	12	10	4	11	10	1	48
Switzerland	-	3	-	-	-	14	17
Tajikistan	49	77	122	104	345	351	1,048
Thailand	24	22	26	41	41	31	185
Timor-Leste	1	-	-	-	-	-	1
Togo	74	31	21	36	104	121	387
Tonga	-	-	-	-	-	3	3
Trinidad and Tobago	5	-	1	2	1	2	11
Tunisia	609	139	79	109	120	160	1,216
Turkey	256	276	180	172	310	491	1,685
Turkmenistan	74	4	14	4	7	3	106
Turks and Caicos	-	-	-	1	-	-	1
Tuvalu	-	-	-	1	-	-	1
Uganda	51	70	71	61	85	87	425
Ukraine	789	970	2,210	3,438	3,227	1,901	12,535
United Arab Emirates	8	2	11	5	4	7	37
United Kingdom	59	50	32	31	36	33	241
United Republic of Tanzania	50	35	43	39	29	44	240
Uruguay	42	33	25	22	22	8	152
Uzbekistan	159	190	221	77	57	88	792
United States	32	41	22	37	45	71	248
Vanuatu	-	5	-	-	-	-	5
Venezuela (Bolivarian Republic of)	45	34	40	57	48	62	286
Viet Nam	251	179	265	130	139	140	1,104
Yemen	46	29	21	-	-	-	96
Zambia	4	4	9	31	10	6	64
Zimbabwe	5	12	20	46	52	40	175
Kosovo ¹⁰	1,542	1,546	9,908	5,889	1,820	670	21,375
Netherlands Antilles	-	-	-	-	-	1	1
Palestinian Territories	4	21	36	10	20	22	113

ANNEX 4 MAIN RETURN FLOWS FOR AVRR, BY HOST COUNTRY AND TERRITORY, 2018

Host country/ territory	Top 5 countries/territories of origin					Other countries	Total number of returns
Albania	Iran (Islamic Republic of) 1	-	-	-	-	-	1
Algeria	Côte d'Ivoire 46	Cameroon 46	Sudan 43	Guinea 27	Senegal 21	Others 35	218
Angola	Somalia 3	Canada 2	Cabo Verde 1	-	-	-	6
Argentina	Spain 2	Venezuela (Bolivarian Republic of) 2	-	-	-	-	4
Armenia	Bangladesh 4	Iran (Islamic Republic of) 1	-	-	-	-	5
Australia	Sri Lanka 194	Malaysia 98	Iran (Islamic Republic of) 55	India 47	Pakistan 40	Others 387	821
Austria	Iraq 617	Serbia 347	Russian Federation 299	Georgia 296	Afghanistan 203	Others 1,707	3,469
Azerbaijan	Pakistan 28	Afghanistan 12	Uzbekistan 6	India 2	Philippines 2	Others 5	55
Belarus	Turkey 1	-	-	-	-	-	1
Belgium	Ukraine 545	Georgia 430	Romania 367	Brazil 329	Iraq 170	Others 954	2,795
Benin	Democratic Republic of the Congo 3	Cameroon 2	-	-	-	-	5
Bolivia (Plurinational State of)	Argentina 4	-	-	-	-	-	4
Bosnia and Herzegovina	Iran (Islamic Republic of) 143	Turkey 106	Iraq 72	Tunisia 24	China 16	Others 51	412
Botswana	Kenya 2	Malawi 1	United Republic of Tanzania 1	Lesotho 1	-	-	5
Bulgaria	Iraq 194	Afghanistan 31	Iran (Islamic Republic of) 20	Pakistan 15	Ukraine 9	Others 46	315
Burkina Faso	Liberia 22	Nigeria 10	Cameroon 8	Central African Republic 4	Democratic Republic of the Congo 2	Others 10	56
Burundi	Cameroon 2	Côte d'Ivoire 1	-	-	-	-	3

Host country/ territory	Top 5 countries/territories of origin					Other countries	Total number of returns
Cabo Verde	Guinea 6	Sao Tome and Principe 2	Nigeria 1	-	-	-	9
Cameroon	Rwanda 6	Nigeria 2	United States 1	Italy 1	Guinea 1	Others 1	12
Canada	Ecuador 2	-	-	-	-	-	2
Central African Republic	Niger 26	Burkina Faso 5	Mauritania 4	Mali 2	Algeria 1	Others 5	43
Chad	Ethiopia 9	Nigeria 1	-	-	-	-	10
China	Madagascar 3	Ecuador 1	Indonesia 1	Ukraine 1	-	-	6
China, Hong Kong SAR	Indonesia 10	Sri Lanka 8	Egypt 4	India 3	Togo 3	Others 7	35
Colombia	Spain 4	Peru 1	-	-	-	-	5
Costa Rica	Hungary 2	Venezuela (Bolivarian Republic of) 2	-	-	-	-	4
Côte d'Ivoire	Nigeria 4	Cameroon 4	Mali 1	Guinea 1	-	-	10
Cuba	Haiti 77	Algeria 6	Uruguay 1	-	-	-	84
Cyprus	India 52	Viet Nam 25	Nepal 17	Iraq 14	Bangladesh 10	Others 32	150
Czechia	Uzbekistan 11	Viet Nam 10	Mongolia 7	Ukraine 5	Armenia 4	Others 19	56
Democratic Republic of the Congo	Switzerland 2	-	-	-	-	-	2
Denmark	Philippines 4	Thailand 3	Nigeria 2	Viet Nam 1	Kenya 1	Others 1	12
Djibouti	Ethiopia 3,383	Somalia 8	United Republic of Tanzania 1	-	-	-	3,392
Dominican Republic	United States 4	Uruguay 1	-	-	-	-	5
Ecuador	Viet Nam 3	Venezuela (Bolivarian Republic of) 2	Nigeria 1	Guinea 1	-	-	7
Egypt	Sudan 290	Guinea 37	Nigeria 33	Senegal 20	Kyrgyzstan 18	Others 103	501
Estonia	Ukraine 14	Azerbaijan 7	India 4	Belarus 4	Russian Federation 3	Others 13	45
Ethiopia	Niger 4	Ghana 2	Congo 1	Democratic Republic of the Congo 1	Mozambique 1	Others 1	10
Fiji	Bangladesh 1	-	-	-	-	-	1

Host country/ territory	Top 5 countries/territories of origin					Other countries	Total number of returns
Finland	Iraq 450	Georgia 32	Russian Federation 24	Afghanistan 18	Albania 14	Others 113	651
France	Bulgaria 25	Colombia 4	-	-	-	-	29
Gabon	Togo 37	Burkina Faso 2	Benin 1	-	-	-	40
Gambia	Sierra Leone 4	Liberia 1	-	-	-	-	5
Georgia	Republic of Moldova 32	Bangladesh 16	Nigeria 13	India 10	Iraq 7	Others 31	109
Germany	Iraq 1,834	Albania 1,557	Russian Federation 1,371	North Macedonia 1,245	Serbia 1,140	Others 12,224	15,942
Ghana	Indonesia 2	-	-	-	-	-	2
Greece	Iraq 1,802	Pakistan 1,041	Georgia 576	Iran (Islamic Republic of) 390	Algeria 308	Others 851	4,968
Guatemala	El Salvador 42	Honduras 31	-	-	-	-	73
Guinea	Nigeria 12	Sri Lanka 2	Cameroon 1	-	-	-	15
Guinea-Bissau	Liberia 2	Côte d'Ivoire 1	-	-	-	-	3
Guyana	Dominican Republic 1	Venezuela (Bolivarian Republic of) 1	Brazil 1	-	-	-	3
Hungary	Iraq 5	Turkey 3	Albania 2	Kosovo ¹⁰ 2	Mongolia 2	Others 18	32
Iceland	Albania 5	Republic of Moldova 4	Iraq 4	Mongolia 3	Guatemala 2	Others 10	28
India	Germany 4	Afghanistan 3	Sri Lanka 2	United States 1	-	-	10
Indonesia	Sri Lanka 129	Iraq 96	Afghanistan 83	Somalia 44	Iran (Islamic Republic of) 38	Others 75	465
Iraq	Philippines 19	Malawi 4	Ghana 3	Côte d'Ivoire 1	Nepal 1	Others 1	29
Ireland	Brazil 15	Georgia 13	Romania 9	Germany 8	South Africa 6	Others 40	91
Italy	Nigeria 138	Serbia 82	Bangladesh 77	Peru 63	Senegal 57	Others 541	958
Japan	Philippines 7	Thailand 4	Peru 3	Colombia 2	Myanmar 1	Others 5	22
Kenya	Nepal 13	India 4	Burundi 3	Guinea 2	Sri Lanka 1	Others 2	25
Kuwait	Madagascar 87	Sierra Leone 32	Côte d'Ivoire 31	Ghana 23	Guinea 19	Others 32	224
Kyrgyzstan	Afghanistan 2	-	-	-	-	-	2

Host country/ territory	Top 5 countries/territories of origin					Other countries	Total number of returns
Latvia	Azerbaijan 11	Russian Federation 10	Uzbekistan 7	India 7	Kyrgyzstan 6	Others 17	58
Lebanon	Sri Lanka 1	-	-	-	-	-	1
Liberia	Nigeria 12	-	-	-	-	-	12
Lithuania	Tajikistan 25	Ukraine 21	Azerbaijan 17	Belarus 15	Kazakhstan 9	Others 30	117
Luxembourg	Kosovo ¹⁰ 46	Georgia 39	Ukraine 25	Iraq 6	Belarus 4	Others 17	137
Malawi	Uganda 1	-	-	-	-	-	1
Malaysia	Sri Lanka 28	Cambodia 20	Uganda 10	Nepal 8	Philippines 6	Others 8	80
Mali	Sierra Leone 166	Nigeria 151	Liberia 103	Cameroon 79	Guinea 19	Others 29	547
Malta	Mali 4	Nigeria 3	Ukraine 3	Ghana 3	Mexico 2	Others 5	20
Mauritania	Sierra Leone 52	Côte d'Ivoire 49	Guinea 19	Senegal 15	Cameroon 9	Others 11	155
Mauritius	Nepal 1	-	-	-	-	-	1
Mexico	Honduras 320	El Salvador 147	Guatemala 31	Chile 6	Nicaragua 5	Others 8	517
Montenegro	Algeria 10	Azerbaijan 9	Iraq 8	Cuba 4	Afghanistan 1	Others 2	34
Morocco	Guinea 485	Côte d'Ivoire 296	Senegal 258	Cameroon 158	Mali 67	Others 244	1,508
Mozambique	Ethiopia 233	Burundi 6	-	-	-	-	239
Nauru	Bangladesh 3	Sudan 1	-	-	-	-	4
Nepal	United States 7	-	-	-	-	-	7
Netherlands	Albania 368	Republic of Moldova 229	Azerbaijan 136	Iraq 134	Tajikistan 106	Others 1,176	2,149
New Zealand	Chile 4	Peru 1	-	-	-	-	5
Niger	Guinea 4,378	Mali 3,925	Cameroon 1,244	Côte d'Ivoire 1,023	Senegal 1,018	Others 3,389	14,977
Nigeria	Australia 68	Cameroon 2	Germany 1	New Zealand 1	-	-	72
North Macedonia	Iraq 14	Iran (Islamic Republic of) 5	Pakistan 1	India 1	-	-	21
Norway	Ethiopia 43	Iraq 42	Afghanistan 16	Russian Federation 12	Iran (Islamic Republic of) 8	Others 65	186
Pakistan	Sri Lanka 5	Switzerland 4	Kyrgyzstan 3	-	-	-	12
Panama	Colombia 3	El Salvador 2	Nigeria 1	Viet Nam 1	-	-	7

Host country/ territory	Top 5 countries/territories of origin					Other countries	Total number of returns
Papua New Guinea	Bangladesh 24	Sri Lanka 1	Philippines 1	-	-	-	26
Paraguay	Togo 1	-	-	-	-	-	1
Peru	United States 3	Venezuela (Bolivarian Republic of) 2	Costa Rica 1	Bulgaria 1	-	-	7
Philippines	Nigeria 6	El Salvador 3	Gambia 2	Côte d'Ivoire 1	-	-	12
Poland	Ukraine 187	Russian Federation 103	Georgia 92	Belarus 23	Armenia 23	Others 119	547
Portugal	Brazil 353	Iraq 7	Panama 4	Cabo Verde 2	Guinea-Bissau 2	Others 15	383
Romania	Iraq 41	Philippines 19	Iran (Islamic Republic of) 8	Bangladesh 7	Nigeria 6	Others 27	108
Russian Federation	Uzbekistan 24	Republic of Moldova 5	Mongolia 3	Ecuador 2	Belarus 1	-	35
Sao Tome and Principe	Democratic Republic of the Congo 4	-	-	-	-	-	4
Saudi Arabia	Ghana 6	United States 1	-	-	-	-	7
Senegal	Sierra Leone 9	Liberia 7	Burkina Faso 4	Cameroon 3	Sri Lanka 2	Others 3	28
Serbia	Iran (Islamic Republic of) 164	Iraq 45	Pakistan 20	Cuba 12	Russian Federation 7	Others 30	278
Singapore	Indonesia 1	-	-	-	-	-	1
Slovakia	Viet Nam 17	Ukraine 14	Serbia 8	Azerbaijan 8	Iraq 7	Others 26	80
Slovenia	Bosnia and Herzegovina 3	Republic of Moldova 3	Serbia 1	Ukraine 1	Georgia 1	Others 3	12
Solomon Islands	Ghana 1	-	-	-	-	-	1
Somalia	Ethiopia 212	Sri Lanka 12	Egypt 1	-	-	-	225
South Africa	Malawi 117	Mozambique 86	Democratic Republic of the Congo 42	Burundi 31	Zimbabwe 21	Others 51	348
South Sudan	Somalia 21	-	-	-	-	-	21
Spain	Honduras 41	Colombia 35	Paraguay 33	Argentina 14	Brazil 11	Others 78	212
Sri Lanka	Nigeria 1	-	-	-	-	-	1
Sudan	Ethiopia 103	Nigeria 88	Somalia 86	Burkina Faso 15	Switzerland 8	Others 37	337

Host country/ territory	Top 5 countries/territories of origin					Other countries	Total number of returns
Sweden	Bulgaria 21	Romania 7	Gambia 1	Italy 1	Netherlands 1	-	31
Switzerland	Georgia 67	Serbia 26	Sri Lanka 23	Iraq 17	Mongolia 16	Others 208	357
Thailand	Pakistan 114	Uganda 21	Somalia 16	Sri Lanka 14	United States 13	Others 29	207
Tunisia	Côte d'Ivoire 337	Senegal 53	Democratic Republic of the Congo 45	Guinea 39	Cameroon 36	Others 74	584
Turkey	Afghanistan 1,236	Pakistan 70	Mongolia 42	Uganda 23	Morocco 21	Others 102	1,494
Uganda	Liberia 4	-	-	-	-	-	4
Ukraine	Azerbaijan 4	Republic of Moldova 1	Sri Lanka 1	-	-	-	6
United Arab Emirates	Republic of Moldova 5	Cameroon 1	Pakistan 1	-	-	-	7
United Kingdom	Mexico 13	Chile 11	Romania 5	Argentina 4	-	-	33
United Republic of Tanzania	Ethiopia 499	Somalia 31	South Sudan 1	-	-	-	531
United States	Chile 8	Germany 1	-	-	-	-	9
Uruguay	Cuba 2	Peru 1	-	-	-	-	3
Venezuela (Bolivarian Republic of)	Chile 13	Cuba 2	-	-	-	-	15
Viet Nam	Nigeria 4	Liberia 1	-	-	-	-	5
Zambia	Ethiopia 161	Côte d'Ivoire 1	Ghana 1	Nigeria 1	Rwanda 1	Others 3	168
Zimbabwe	Ethiopia 14	Bolivia (Plurinational State of) 2	Malawi 1	-	-	-	17
Kosovo ¹⁰	Algeria 2	-	-	-	-	-	2

ANNEX 5 MAIN RETURN FLOWS FOR AVRR, BY COUNTRY AND TERRITORY OF ORIGIN, 2017

Country/Territory of origin	Top 5 host countries/territories						Other countries	Total number of returns
Afghanistan	Turkey 1,236	Germany 401	Austria 203	Greece 147	Indonesia 83	Others		2,232
Albania	Germany 1,557	Netherlands 368	Austria 100	Belgium 87	Italy 20	Others 35		2,167
Algeria	Greece 308	Germany 266	Austria 33	Hungary 26	Netherlands 24	Others 54		711
Angola	Germany 11	Netherlands 7	Belgium 2	Portugal 2	Mauritania 2	Others 3		27
Argentina	Spain 14	Italy 6	United Kingdom 4	Bolivia (Plurinational State of) 4	Netherlands 2	Others 2		32
Armenia	Germany 704	Austria 107	Belgium 73	Netherlands 51	Poland 23	Others 47		1,005
Australia	Nigeria 68	Netherlands 1	Germany 1	-	-	-		70
Azerbaijan	Germany 685	Netherlands 136	Austria 22	Poland 18	Lithuania 17	Others 69		947
Bangladesh	Greece 127	Italy 77	Germany 60	Papua New Guinea 24	Australia 21	Others 93		402
Barbados	Belgium 1	-	-	-	-	-		1
Belarus	Germany 88	Netherlands 69	Poland 23	Austria 22	Belgium 15	Others 39		256
Belgium	Australia 1	Central African Republic 1	-	-	-	-		2
Benin	Niger 132	Egypt 13	Germany 9	Morocco 7	Kuwait 6	Others 18		185
Bolivia (Plurinational State of)	Spain 11	Belgium 3	Switzerland 3	Zimbabwe 2	Morocco 1	Others 2		22
Bosnia and Herzegovina	Germany 187	Austria 57	Belgium 9	Switzerland 8	Netherlands 6	Others 10		277
Botswana	Germany 3	-	-	-	-	-		3
Brazil	Portugal 353	Belgium 329	Netherlands 57	Ireland 15	Germany 12	Others 44		810
Bulgaria	Austria 38	France 25	Sweden 21	Belgium 16	Germany 4	Others 6		110
Burkina Faso	Niger 389	Morocco 20	Sudan 15	Germany 10	Italy 6	Others 31		471
Burundi	South Africa 31	Mozambique 6	Belgium 6	Kenya 3	Kuwait 2	Others 6		54

Country/Territory of origin	Top 5 host countries/territories					Other countries	Total number of returns
Cabo Verde	Italy 3	Portugal 2	Luxembourg 1	Angola 1	-	-	7
Cambodia	Malaysia 20	Indonesia 5	Germany 5	Australia 1	Portugal 1	-	32
Cameroon	Niger 1,244	Morocco 158	Mali 79	Algeria 46	Tunisia 36	Others 82	1,671
Canada	Germany 24	Egypt 8	Netherlands 3	Switzerland 2	Angola 2	Others 2	41
Central African Republic	Niger 13	Burkina Faso 4	Mali 2	Mauritania 2	Netherlands 1	Others 3	25
Chad	Niger 51	Egypt 5	Italy 3	Sudan 2	Mali 2	Others 5	68
Chile	Venezuela (Bolivarian Republic of) 13	United Kingdom 11	United States 8	Mexico 6	Netherlands 5	Others 26	69
China	Germany 178	Austria 159	Netherlands 59	Bosnia and Herzegovina 16	Australia 12	Others 17	441
Taiwan Province of the People's Republic of China	Germany 1	Greece 1	Ireland 1	-	-	-	3
China, Hong Kong, SAR	Australia 4	-	-	-	-	-	4
Colombia	Spain 35	Germany 25	Belgium 15	Italy 14	Netherlands 14	Others 46	149
Comoros	Egypt 10	Sudan 3	-	-	-	-	13
Congo	Morocco 62	Tunisia 7	Niger 3	Belgium 1	Greece 1	Others 1	75
Costa Rica	Peru 1	-	-	-	-	-	1
Côte d'Ivoire	Niger 1,023	Tunisia 337	Morocco 296	Mauritania 49	Algeria 46	Others 83	1,834
Croatia	Austria 15	Belgium 1	Netherlands 1	-	-	-	17
Cuba	Netherlands 42	Serbia 12	Montenegro 4	Finland 4	Estonia 2	Others 11	75
Cyprus	Australia 1	-	-	-	-	-	1
Czechia	Belgium 5	Germany 3	-	-	-	-	8
Democratic Republic of the Congo	Tunisia 45	South Africa 42	Niger 24	Belgium 12	Morocco 11	Others 42	176
Denmark	Austria 1	-	-	-	-	-	1
Djibouti	Sudan 3	Belgium 2	Germany 2	Tunisia 1	-	-	8
Dominican Republic	Turkey 7	Greece 5	Spain 3	Netherlands 3	Belgium 1	Others 1	20
Ecuador	Belgium 11	Italy 8	Canada 2	Russian Federation 2	Netherlands 1	Others 3	27

Country/Territory of origin	Top 5 host countries/territories					Other countries	Total number of returns
Egypt	Germany 75	Greece 63	Netherlands 22	Italy 20	Austria 19	Others 34	233
El Salvador	Mexico 147	Guatemala 42	Italy 32	Belgium 7	Germany 6	Others 10	244
Equatorial Guinea	Italy 2	Spain 1	-	-	-	-	3
Eritrea	Germany 4	Switzerland 2	Norway 1	-	-	-	7
Estonia	Estonia 2	Austria 1	-	-	-	-	3
Ethiopia	Djibouti 3,383	United Republic of Tanzania 499	Mozambique 233	Somalia 212	Zambia 161	Others 488	4,794
Eswatini	Ireland 1	-	-	-	-	-	1
Fiji	Australia 13	-	-	-	-	-	13
France	Australia 11	Austria 5	-	-	-	-	16
Gabon	Tunisia 5	Morocco 3	Italy 1	Belgium 1	Niger 1	Others 1	12
Gambia	Niger 328	Germany 54	Italy 18	Morocco 15	Egypt 9	Others 31	455
Georgia	Germany 1065	Greece 576	Belgium 430	Austria 296	Poland 92	Others 222	2,681
Germany	Ireland 8	Australia 6	Austria 5	India 4	Finland 4	Others 3	30
Ghana	Niger 101	Germany 53	Italy 46	Kuwait 23	Netherlands 13	Others 71	307
Greece	Austria 7	Finland 3	Australia 2	Belgium 1	Switzerland 1	Others 1	15
Guatemala	Mexico 31	Belgium 4	Iceland 2	Germany 1	Spain 1	-	39
Guinea	Niger 4,378	Morocco 485	Tunisia 39	Egypt 37	Algeria 27	Others 122	5,088
Guinea-Bissau	Niger 204	Morocco 5	Tunisia 3	Switzerland 2	Portugal 2	Others 2	218
Guyana	Ireland 1	Netherlands 1	-	-	-	-	2
Haiti	Cuba 77	Turkey 1	-	-	-	-	78
Honduras	Mexico 320	Spain 41	Guatemala 31	Italy 6	Switzerland 2	Others 2	402
Hungary	Belgium 9	Netherlands 3	Australia 3	Costa Rica 2	Germany 2	Others 3	22
India	Germany 332	Austria 79	Cyprus 52	Greece 49	Australia 47	Others 130	689
Indonesia	Netherlands 79	China, Hong Kong SAR 10	Turkey 7	Ireland 5	Australia 4	Others 9	114

Country/Territory of origin	Top 5 host countries/territories					Other countries	Total number of returns
Iran (Islamic Republic of)	Germany 498	Greece 390	Serbia 164	Bosnia and Herzegovina 143	Australia 55	Others 260	1,510
Iraq	Germany 1834	Greece 1802	Austria 617	Finland 450	Bulgaria 194	Others 764	5,661
Ireland	Australia 18	Kenya 1	-	-	-	-	19
Israel	Austria 5	Latvia 4	Germany 4	Belgium 1	-	-	14
Italy	Austria 29	Australia 3	Belgium 2	Cameroon 1	Sweden 1	-	36
Jamaica	Germany 8	Netherlands 6	Italy 1	-	-	-	15
Japan	Germany 3	Australia 2	-	-	-	-	5
Jordan	Germany 42	Netherlands 12	Greece 12	Austria 12	Belgium 2	Others 6	86
Kazakhstan	Germany 34	Austria 14	Lithuania 9	Greece 6	Belgium 6	Others 18	87
Kenya	Germany 13	South Africa 9	Australia 6	Sudan 5	Egypt 3	Others 16	52
Kyrgyzstan	Germany 24	Egypt 18	Turkey 12	Italy 8	Austria 6	Others 25	93
Lao People's Democratic Republic	Germany 1	-	-	-	-	-	1
Latvia	Austria 4	Belgium 2	Morocco 1	-	-	-	7
Lebanon	Germany 309	Greece 31	Belgium 27	Netherlands 15	Australia 7	Others 17	406
Lesotho	Australia 1	Botswana 1	-	-	-	-	2
Liberia	Niger 853	Mali 103	Burkina Faso 22	Morocco 10	Senegal 7	Others 24	1,019
Lithuania	Austria 12	Belgium 1	Ireland 1	-	-	-	14
Madagascar	Kuwait 87	China 3	Egypt 1	-	-	-	91
Malawi	South Africa 117	Iraq 4	Zambia 1	Zimbabwe 1	Botswana 1	Others 3	127
Malaysia	Australia 98	Germany 5	Austria 1	Belgium 1	-	-	105
Mali	Niger 3925	Morocco 67	Italy 11	Algeria 10	Tunisia 8	Others 23	4,044
Malta	Austria 1	-	-	-	-	-	1
Mauritania	Central African Republic 4	Australia 1	Niger 1	Burkina Faso 1	Italy 1	Others 1	9
Mauritius	Italy 6	Australia 4	Switzerland 3	Ireland 1	Belgium 1	-	15

Country/Territory of origin	Top 5 host countries/territories						Other countries	Total number of returns
Mexico	United Kingdom 13	Czechia 3	Malta 2	Switzerland 2	Belgium 2	Others 8		30
Mongolia	Germany 74	Belgium 58	Turkey 42	Austria 33	Netherlands 27	Others 43		277
Montenegro	Germany 183	Austria 4	Netherlands 2	Czechia 1	Hungary 1	-		191
Morocco	Greece 153	Germany 53	Italy 37	Belgium 32	Netherlands 24	Others 57		356
Mozambique	South Africa 86	Netherlands 2	Zambia 1	Ethiopia 1	Germany 1	Others 1		92
Myanmar	Indonesia 8	Norway 2	Netherlands 1	Germany 1	Japan 1	-		13
Nepal	Greece 53	Cyprus 17	Australia 17	Kenya 13	Poland 12	Others 47		159
Netherlands	Austria 3	Australia 2	Sweden 1	Central African Republic 1	-	-		7
New Zealand	Australia 30	Nigeria 1	-	-	-	-		31
Nicaragua	Spain 9	Mexico 5	Switzerland 2	Germany 2	Belgium 1	Others 3		22
Niger	Central African Republic 26	Belgium 10	Germany 6	Italy 5	Ethiopia 4	Others 11		62
Nigeria	Niger 624	Germany 153	Mali 151	Italy 138	Sudan 88	Others 327		1,481
Norway	Australia 1	-	-	-	-	-		1
North Macedonia	Germany 1,245	Austria 84	Belgium 61	Netherlands 31	Italy 14	Others 17		1,452
Oman	Germany 1	-	-	-	-	-		1
Pakistan	Greece 1041	Germany 317	Thailand 114	Turkey 70	Austria 45	Others 230		1,817
Panama	Portugal 4	Belgium 1	-	-	-	-		5
Papua New Guinea	Australia 14	-	-	-	-	-		14
Paraguay	Spain 33	Switzerland 6	Ireland 3	-	-	-		42
Peru	Italy 63	Spain 9	Belgium 7	Australia 6	Germany 4	Others 19		108
Philippines	Netherlands 47	Morocco 24	Romania 19	Iraq 19	Belgium 17	Others 87		213
Poland	Austria 25	Germany 2	Australia 2	Netherlands 1	Belgium 1	-		31
Portugal	Indonesia 1	-	-	-	-	-		1
Qatar	Morocco 1	Austria 1	Germany 1	-	-	-		3

Country/Territory of origin	Top 5 host countries/territories						Other countries	Total number of returns
Republic of Korea	Australia 9	Germany 7	Luxembourg 1	Slovakia 1	-	-	-	18
Republic of Moldova	Germany 733	Netherlands 229	Austria 44	Greece 42	Georgia 32	Others 59	-	1,139
Romania	Belgium 367	Austria 130	Ireland 9	Sweden 7	Netherlands 6	Others 19	-	538
Russian Federation	Germany 1,371	Austria 299	Poland 103	Belgium 49	Netherlands 32	Others 101	-	1,955
Rwanda	Belgium 11	South Africa 8	Cameroon 6	Germany 2	Sudan 1	Others 2	-	30
Samoa	Australia 1	-	-	-	-	-	-	1
Sao Tome and Principe	Cabo Verde 2	Portugal 1	-	-	-	-	-	3
Saudi Arabia	Germany 4	Iceland 1	Netherlands 1	Georgia 1	-	-	-	7
Senegal	Niger 1,018	Morocco 258	Italy 57	Tunisia 53	Algeria 21	Others 88	-	1,495
Serbia	Germany 1140	Austria 347	Italy 82	Netherlands 33	Belgium 29	Others 50	-	1,681
Seychelles	Italy 1	-	-	-	-	-	-	1
Sierra Leone	Niger 536	Mali 166	Mauritania 52	Kuwait 32	Senegal 9	Others 34	-	829
Singapore	Australia 1	-	-	-	-	-	-	1
Slovakia	Belgium 41	Austria 1	-	-	-	-	-	42
Slovenia	Belgium 7	Netherlands 6	Switzerland 1	Ireland 1	-	-	-	15
Solomon Islands	Australia 3	-	-	-	-	-	-	3
Somalia	Sudan 86	Indonesia 44	United Republic of Tanzania 31	Germany 25	South Sudan 21	Others 90	-	297
South Africa	Australia 11	Ireland 6	Belgium 3	Greece 2	Turkey 2	Others 3	-	27
South Sudan	United Republic of Tanzania 1	-	-	-	-	-	-	1
Spain	Austria 7	Colombia 4	Argentina 2	Japan 1	Netherlands 1	Others 1	-	16
Sri Lanka	Australia 194	Indonesia 129	Malaysia 28	Switzerland 23	Germany 22	Others 109	-	505
Sudan	Egypt 290	Niger 62	Algeria 43	Germany 41	Indonesia 14	Others 45	-	495
Suriname	Netherlands 30	Belgium 1	-	-	-	-	-	31
Sweden	Austria 1	-	-	-	-	-	-	1

Country/Territory of origin	Top 5 host countries/territories						Other countries	Total number of returns
Switzerland	Sudan 8	Pakistan 4	Democratic Republic of the Congo 2	-	-	-	-	14
Tajikistan	Germany 192	Netherlands 106	Lithuania 25	Poland 15	Austria 9	Others 4	-	351
Thailand	Germany 8	Australia 8	Japan 4	Denmark 3	South Africa 2	Others 8	-	33
Togo	Niger 64	Gabon 37	Morocco 5	Belgium 4	Italy 3	Others 8	-	121
Tonga	Australia 3	-	-	-	-	-	-	3
Trinidad and Tobago	Ireland 1	Netherlands 1	-	-	-	-	-	2
Tunisia	Germany 67	Bosnia and Herzegovina 24	Greece 15	Belgium 15	Italy 14	Others 26	-	161
Turkey	Germany 257	Bosnia and Herzegovina 106	Austria 38	Netherlands 32	Belgium 15	Others 56	-	504
Turkmenistan	Turkey 2	Azerbaijan 1	-	-	-	-	-	3
Uganda	Turkey 23	Thailand 21	Malaysia 10	Netherlands 9	Egypt 7	Others 17	-	87
Ukraine	Germany 713	Belgium 545	Austria 203	Poland 187	Netherlands 63	Others 190	-	1,901
United Arab Emirates	Morocco 4	Germany 2	Belgium 1	-	-	-	-	7
United Kingdom	Australia 29	Austria 4	-	-	-	-	-	33
United Republic of Tanzania	Germany 9	Thailand 7	Sudan 6	Belgium 5	South Africa 4	Others 13	-	44
United States	Australia 24	Thailand 13	Germany 7	Nepal 7	Dominican Republic 4	Others 16	-	71
Uruguay	Spain 5	Dominican Republic 1	Cuba 1	Italy 1	-	-	-	8
Uzbekistan	Russian Federation 24	Austria 16	Czechia 11	Latvia 7	Netherlands 7	Others 23	-	88
Venezuela (Bolivarian Republic of)	Germany 19	Netherlands 11	Finland 7	Spain 6	Greece 3	Others 16	-	62
Viet Nam	Germany 33	Cyprus 25	Poland 17	Slovakia 17	Australia 12	Others 37	-	141
Zambia	Finland 2	Belgium 2	Australia 1	Germany 1	-	-	-	6
Zimbabwe	South Africa 21	Germany 12	Australia 2	Belgium 1	Switzerland 1	Others 3	-	40
Kosovo ¹⁰	Germany 474	Austria 95	Luxembourg 46	Belgium 20	Switzerland 12	Others 23	-	670
Puerto Rico	Italy 5	-	-	-	-	-	-	5



17 route des Morillons, P.O. Box 17, 1211 Geneva 19, Switzerland
Tel.: +41 22 717 9111 • Fax: +41 22 798 6150
E-mail: hq@iom.int • Website: www.iom.int